



THE REAL LIFE COMPANY

AIA MPF - PRIME VALUE CHOICE

FORM GUIDE



SILVER RATING

A good value for money MPF scheme that is well regarded across most key assessment criteria

AWARDS



1 Year Consistent Performer - Bond Fund The best 1 year absolute performance within the Bond Fund category



1 Year Consistent Performer - Mixed Asset Fund (81-100) The best 1 year absolute performance within the Mixed Asset Fund (81-100) category



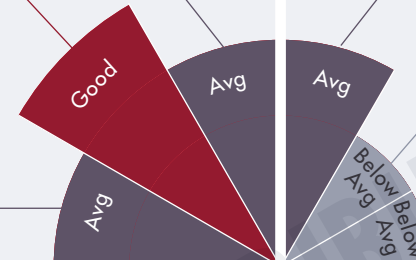
10 Year Consistent Performer - Equity Fund (International) The best 10 year risk-adjusted performance within the Equity Fund (International) category



Socially Responsible A scheme that publically promotes socially responsible outcomes that benefit the Hong Kong public

INVESTMENT

Absolute Performance
Risk Rating
Risk Adjusted Performance

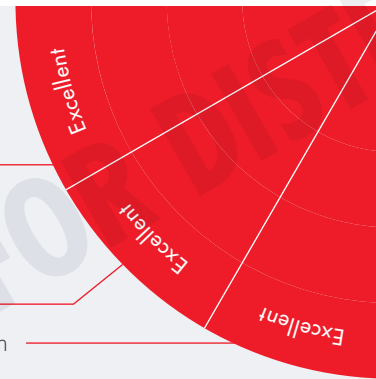


FEES & CHARGES

Management Fee Competitiveness
Fund Expense Ratio Competitiveness
Investment Performance vs Fees

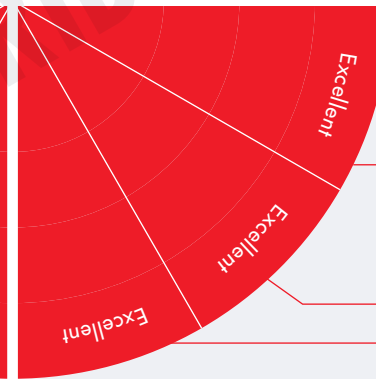


Employer Servicing
Member Servicing
Communication & Education



SERVICE & EDUCATION

Governance
Administration Efficiency
Use of Technology



ADMINISTRATION

Compared to all MPF Schemes:

Excellent - Top 25%

Good - Top 50%

Avg - Top 75%

Below Avg - Other 25%

SCHEME SUMMARY

The AIA MPF - Prime Value Choice is a Silver rated scheme offering members a diverse choice of funds. Silver rated MPF schemes offer members good value for money. These schemes are generally well regarded across most key assessment criteria. The Scheme has been a recipient of a number of awards in the past; receiving the 2015 and 2016 Best Communication and Education award and 2017 Best Member Servicing award. The Scheme was also the 2016 and 2017 Best New Innovation Winner. The Scheme is a 2018 Socially Responsible Scheme for incentivising employers to employ workers with disabilities and its services to the hearing impaired. The Scheme was also awarded the 1 Year Consistent Performer award for Bond Fund and Mixed Asset Fund (81-100) categories, and the 10 Year Consistent Performer award for Equity Fund (International) category in 2018.

SCHEME FACTS

Scheme Size (\$m)¹
79,358.26

Commencement Date
1 Dec 2000

No. of Fund Choices
28

No. of Member Benefit Statements (Per Year)
4

Website
mpf.aia.com.hk

Contact Number
2200 6288

Member Complaint Hotline
2200 6288

Fund Fact Sheets
Click here for fund fact sheets



AIA MPF - PRIME VALUE CHOICE - AVAILABLE FUND CHOICES²



EQUITY FUND (HK & CHINA)
 Greater China Equity Fund
 Hong Kong Equity Fund
 Hong Kong and China Fund

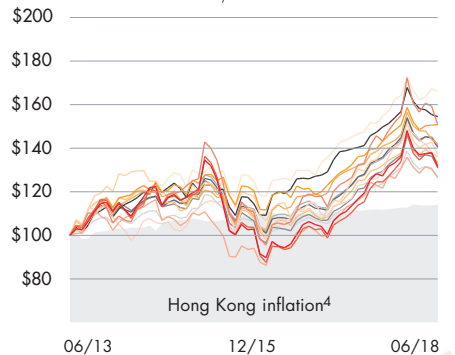
EQUITY FUND (ASIA)
 Asian Equity Fund
 Japan Equity Fund

EQUITY FUND (GLOBAL)
 Green Fund
 World Fund
 Eurasia Fund

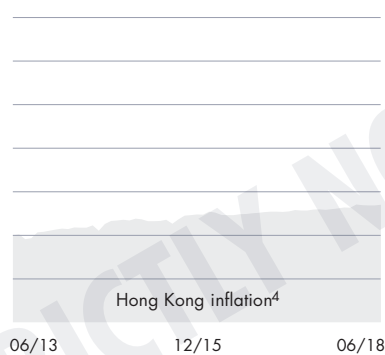
EQUITY FUND (REGIONAL EX ASIA)
 European Equity Fund
 North American Equity Fund
 American Fund

MIXED ASSET FUND (81-100)³
 Growth Portfolio
 Allianz Growth Fund
 Fidelity Growth Fund

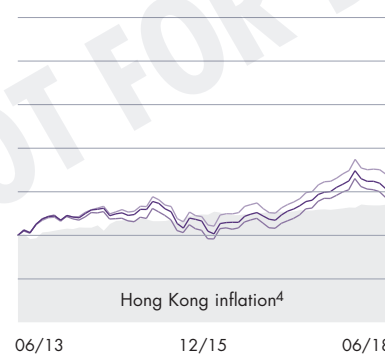
MIXED ASSET FUND (OTHER)
 Manager's Choice Fund
 China HK Dynamic Asset Allocation Fund



DEFAULT INVESTMENT STRATEGY FUND
 Core Accumulation Fund



MIXED ASSET FUND (41-60)³
 Balanced Portfolio
 Allianz Stable Growth Fund
 Fidelity Stable Growth Fund

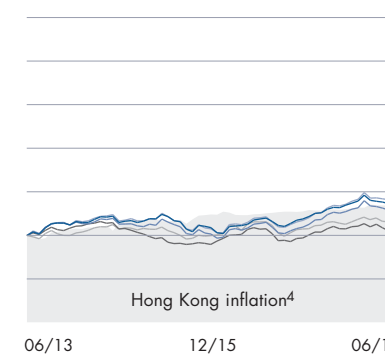


MIXED ASSET FUND (21-40)³
 Capital Stable Portfolio
 Allianz Capital Stable Fund
 Fidelity Capital Stable Fund

DEFAULT INVESTMENT STRATEGY FUND
 Age 65 Plus Fund

BOND FUND

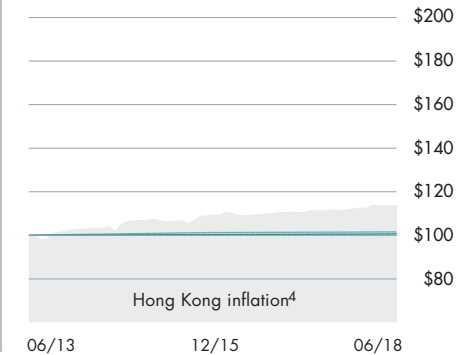
Global Bond Fund
 Asian Bond Fund



MONEY MARKET FUND (MPF CONSERVATIVE FUND)
 MPF Conservative Fund

GUARANTEED FUND

Guaranteed Portfolio



² Funds with less than 5 year track record have not been compared to Hong Kong inflation

³ Represents percentage of equity or equity like investment within the fund

INDUSTRY PERFORMANCE TABLE¹

This table shows year-to-date cumulative returns, 1yr, 3yr, 5yr and 10yr annualised returns of the MPFR Equity Fund (HK & China), Mixed Asset Funds 81-100, 61-80, 41-60 & 21-40 Indices, compared to Hong Kong inflation over the same periods. Inflation is measured by Hong Kong Consumer Price Index (CPI).

	FYTD	1 Year	3 Years	5 Years	10 Years
MPFR INDEX - EQUITY FUND (HK & CHINA)	-1.83	14.72	4.50	8.32	4.50
MPFR INDEX - MIXED ASSET FUND (81-100)	-2.33	9.89	5.04	7.11	3.77
MPFR INDEX - MIXED ASSET FUND (61-80)	-2.05	7.67	4.15	5.51	3.59
MPFR INDEX - MIXED ASSET FUND (41-60)	-1.84	5.59	3.37	4.10	2.97
MPFR INDEX - MIXED ASSET FUND (21-40)	-1.96	3.27	2.33	2.53	2.07
CONSUMER PRICE INDEX (CPI)	1.14	2.40	2.29	2.68	2.89

¹As at 30 June 2018

⁴Hong Kong inflation = Consumer Price Index (CPI)

DO YOU NEED ADVICE?

mpf@f-p.hk

FURTHER INFORMATION

For ratings methodology :
www.mpratings.com.hk/ratings-methodology

For awards methodology :
www.mpratings.com.hk/awards-methodology

www.mpratings.com.hk

DISCLAIMER



Information provided by MPF Ratings Limited does not constitute financial product advice & does not take into account individual financial situation, objectives or needs. Although every effort has been made to ensure accuracy of the information, & the information is believed to be correct, accuracy cannot be guaranteed. Before acting on the information, consider appropriateness, having regard for financial objectives, situation & needs. Individuals should consider obtaining independent advice before making any financial decision. Before making a decision regarding any of the products mentioned, individuals should obtain & consider a copy of the relevant principal brochures & fund fact sheet from the product issuer. No responsibility is accepted for any loss arising (including due to negligence) from anyone acting, or refraining from acting as a result of this material.