

BEA (MPF) MASTER TRUST SCHEME

FORM GUIDE



BRONZE RATING

A fair value for money MPF scheme that is well regarded across only some key assessment criteria

AWARDS



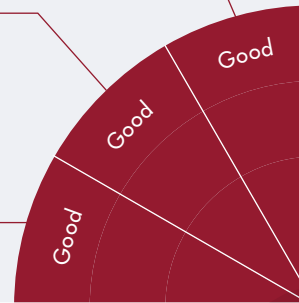
1 Year Consistent Performer - Equity Fund (Asia)
The best 1 year absolute performance within the Equity Fund (Asia) category



5 Year Consistent Performer - Equity Fund (International)
The best 5 year risk-adjusted performance within the Equity Fund (International) category

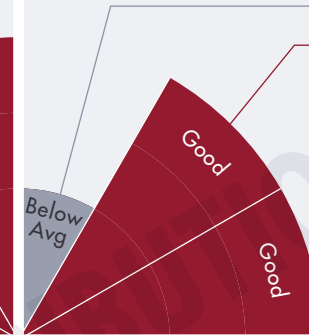
INVESTMENT

Absolute Performance
Risk Rating
Risk Adjusted Performance



FEES & CHARGES

Management Fee Competitiveness
Fund Expense Ratio Competitiveness
Investment Performance vs Fees

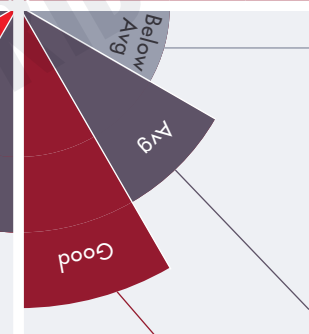


Employer Servicing
Member Servicing
Communication & Education



SERVICE & EDUCATION

Governance
Administration Efficiency
Use of Technology



ADMINISTRATION

Compared to all MPF Schemes:

Excellent - Top 25%

Good - Top 50%

Avg - Top 75%

Below Avg - Other 25%

SCHEME SUMMARY

The BEA (MPF) Master Trust Scheme is a Bronze rated scheme. Bronze rated MPF schemes offer members fair value for money. These schemes are generally well regarded across only some key assessment criteria. The Scheme was however the recipient of the 1 Year Consistent Performer award for Equity Fund (Asia) category and the 5 Year Consistent Performer award for Equity Fund (International) category. The Scheme Sponsor is the same sponsor of the BEA (MPF) Value Scheme; a 2018 Silver rated scheme.

SCHEME FACTS

Scheme Size (\$m)¹
13,886.37

Commencement Date
1 Dec 2000

No. of Fund Choices
18

No. of Member Benefit Statements (Per Year)
4

Website
www.hkbea.com

Contact Number
2211 1777

Member Complaint Hotline
2211 1777

Fund Fact Sheets
Click here for fund fact sheets



BEA (MPF) MASTER TRUST SCHEME - AVAILABLE FUND CHOICES²



EQUITY FUND (HK & CHINA)

- BEA (MPF) Greater China Equity Fund
- BEA (MPF) Hong Kong Equity Fund
- BEA China Tracker Fund
- BEA Hong Kong Tracker Fund

EQUITY FUND (ASIA)

- BEA (MPF) Asian Equity Fund
- BEA (MPF) Japan Equity Fund

EQUITY FUND (GLOBAL)

- BEA (MPF) Global Equity Fund

EQUITY FUND (REGIONAL EX ASIA)

- BEA (MPF) European Equity Fund
- BEA (MPF) North American Equity Fund



MIXED ASSET FUND (61-80)³

- BEA (MPF) Growth Fund

DEFAULT INVESTMENT STRATEGY FUND

- BEA (MPF) Core Accumulation Fund



MIXED ASSET FUND (41-60)³

- BEA (MPF) Balanced Fund



MIXED ASSET FUND (21-40)³

- BEA (MPF) Stable Fund

DEFAULT INVESTMENT STRATEGY FUND

- BEA (MPF) Age 65 Plus Fund

BOND FUND

- BEA (MPF) Global Bond Fund



MONEY MARKET FUND (MPF CONSERVATIVE FUND)

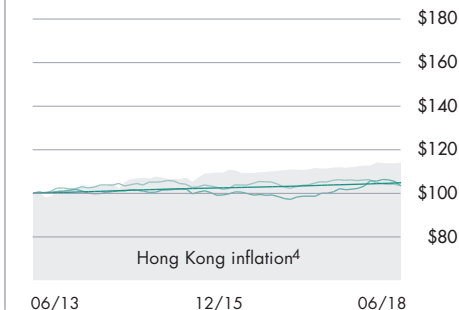
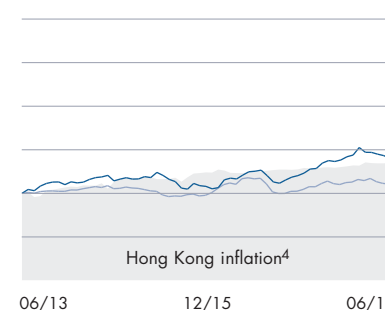
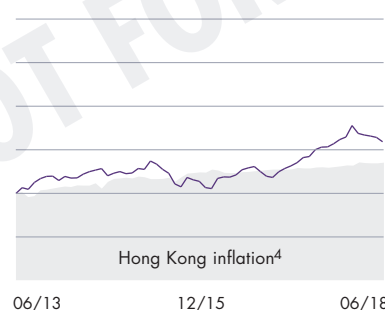
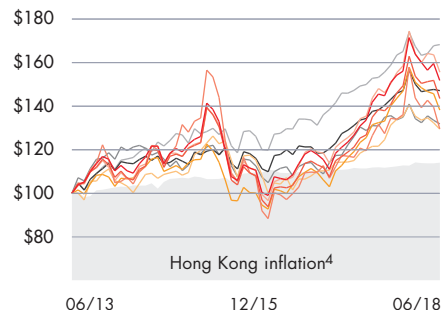
- BEA (MPF) Conservative Fund

MONEY MARKET FUND (NON MPF CONSERVATIVE FUND)

- BEA (MPF) RMB & HKD Money Market Fund

GUARANTEED FUND

- BEA (MPF) Long Term Guaranteed Fund



² Funds with less than 5 year track record have not been compared to Hong Kong inflation

³ Represents percentage of equity or equity like investment within the fund

INDUSTRY PERFORMANCE TABLE¹

This table shows year-to-date cumulative returns, 1yr, 3yr, 5yr and 10yr annualised returns of the MPFR Equity Fund (HK & China), Mixed Asset Funds 81-100, 61-80, 41-60 & 21-40 Indices, compared to Hong Kong inflation over the same periods. Inflation is measured by Hong Kong Consumer Price Index (CPI).

	FYTD	1 Year	3 Years	5 Years	10 Years
MPFR INDEX - EQUITY FUND (HK & CHINA)	-1.83	14.72	4.50	8.32	4.50
MPFR INDEX - MIXED ASSET FUND (81-100)	-2.33	9.89	5.04	7.11	3.77
MPFR INDEX - MIXED ASSET FUND (61-80)	-2.05	7.67	4.15	5.51	3.59
MPFR INDEX - MIXED ASSET FUND (41-60)	-1.84	5.59	3.37	4.10	2.97
MPFR INDEX - MIXED ASSET FUND (21-40)	-1.96	3.27	2.33	2.53	2.07
CONSUMER PRICE INDEX (CPI)	1.14	2.40	2.29	2.68	2.89

¹As at 30 June 2018

⁴Hong Kong inflation = Consumer Price Index (CPI)

DO YOU NEED ADVICE?

mpf@f-p.hk

FURTHER INFORMATION

For ratings methodology :
www.mpratings.com.hk/ratings-methodology

For awards methodology :
www.mpratings.com.hk/awards-methodology

www.mpratings.com.hk

DISCLAIMER



Information provided by MPF Ratings Limited does not constitute financial product advice & does not take into account individual financial situation, objectives or needs. Although every effort has been made to ensure accuracy of the information, & the information is believed to be correct, accuracy cannot be guaranteed. Before acting on the information, consider appropriateness, having regard for financial objectives, situation & needs. Individuals should consider obtaining independent advice before making any financial decision. Before making a decision regarding any of the products mentioned, individuals should obtain & consider a copy of the relevant principal brochures & fund fact sheet from the product issuer. No responsibility is accepted for any loss arising (including due to negligence) from anyone acting, or refraining from acting as a result of this material.