

SUN LIFE MPF BASIC SCHEME

FORM GUIDE

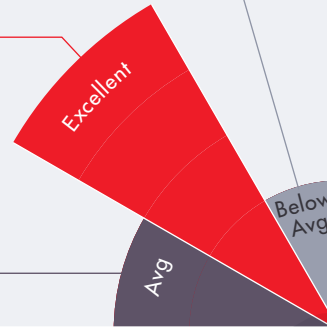


BRONZE RATING

A fair value for money MPF scheme that is well regarded across only some key assessment criteria

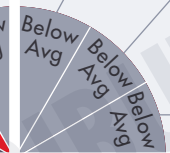
INVESTMENT

Absolute Performance
 Risk Rating
 Risk Adjusted Performance



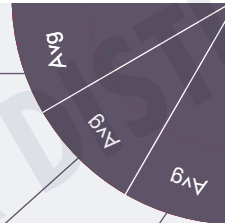
FEES & CHARGES

Management Fee Competitiveness
 Fund Expense Ratio Competitiveness
 Investment Performance vs Fees



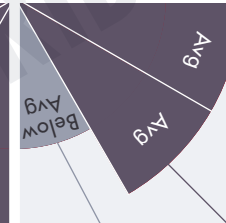
Employer Servicing
 Member Servicing
 Communication & Education

SERVICE & EDUCATION



Governance
 Administration Efficiency
 Use of Technology

ADMINISTRATION



Compared to all MPF Schemes:

Excellent - Top 25%

Good - Top 50%

Avg - Top 75%

Below Avg - Other 25%

SCHEME SUMMARY

The Sun Life MPF Basic Scheme (formerly known as The FWD MPF Master Trust Basic Scheme) is a Bronze rated scheme. Bronze rated MPF schemes offer members fair value for money. These schemes are generally well regarded across only some key assessment criteria.

SCHEME FACTS

Scheme Size (\$m)¹
1,920.37

Commencement Date
1 Dec 2000

No. of Fund Choices
9

No. of Member Benefit Statements (Per Year)
1

Website
www.sunlife.com.hk

Contact Number
3183 1900

Member Complaint Hotline
3183 1900

Fund Fact Sheets
[Click here for fund fact sheets](#)



SUN LIFE MPF BASIC SCHEME - AVAILABLE FUND CHOICES²



EQUITY FUND (HK & CHINA)

Hong Kong Equity Portfolio

EQUITY FUND (GLOBAL)

International Equity Portfolio

US & Hong Kong Equity Portfolio



MIXED ASSET FUND (61-80)³

Balanced Growth Portfolio

DEFAULT INVESTMENT STRATEGY FUND

Core Accumulation Portfolio



MIXED ASSET FUND (41-60)³

Stable Growth Portfolio



DEFAULT INVESTMENT STRATEGY FUND

Age 65 Plus Portfolio

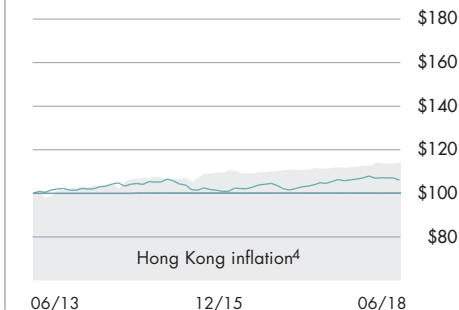
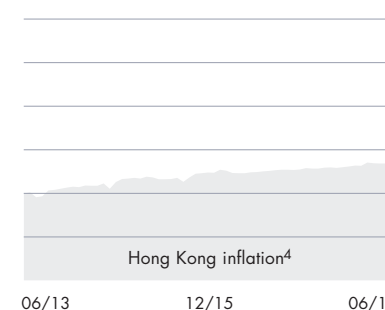
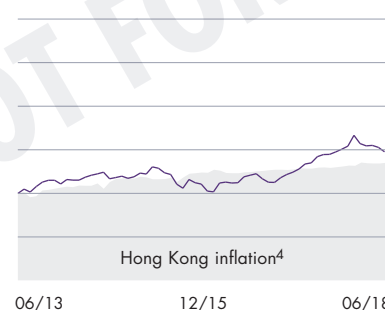
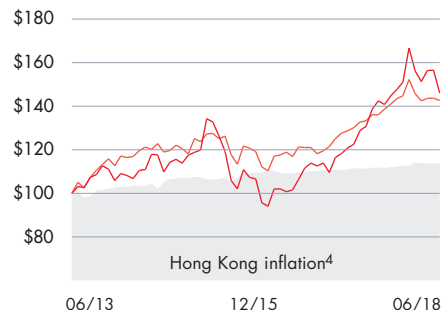


MONEY MARKET FUND (MPF CONSERVATIVE FUND)

MPF Conservative Portfolio

GUARANTEED FUND

Capital Guaranteed Portfolio



² Funds with less than 5 year track record have not been compared to Hong Kong inflation

³ Represents percentage of equity or equity like investment within the fund

INDUSTRY PERFORMANCE TABLE¹

This table shows year-to-date cumulative returns, 1yr, 3yr, 5yr and 10yr annualised returns of the MPFR Equity Fund (HK & China), Mixed Asset Funds 81-100, 61-80, 41-60 & 21-40 Indices, compared to Hong Kong inflation over the same periods. Inflation is measured by Hong Kong Consumer Price Index (CPI).

	FYTD	1 Year	3 Years	5 Years	10 Years
MPFR INDEX - EQUITY FUND (HK & CHINA)	-1.83	14.72	4.50	8.32	4.50
MPFR INDEX - MIXED ASSET FUND (81-100)	-2.33	9.89	5.04	7.11	3.77
MPFR INDEX - MIXED ASSET FUND (61-80)	-2.05	7.67	4.15	5.51	3.59
MPFR INDEX - MIXED ASSET FUND (41-60)	-1.84	5.59	3.37	4.10	2.97
MPFR INDEX - MIXED ASSET FUND (21-40)	-1.96	3.27	2.33	2.53	2.07
CONSUMER PRICE INDEX (CPI)	1.14	2.40	2.29	2.68	2.89

¹As at 30 June 2018

⁴Hong Kong inflation = Consumer Price Index (CPI)

DO YOU NEED ADVICE?

mpf@f-p.hk

FURTHER INFORMATION

For ratings methodology :
www.mpratings.com.hk/ratings-methodology

For awards methodology :
www.mpratings.com.hk/awards-methodology

www.mpratings.com.hk

DISCLAIMER

Information provided by MPF Ratings Limited does not constitute financial product advice & does not take into account individual financial situation, objectives or needs. Although every effort has been made to ensure accuracy of the information, & the information is believed to be correct, accuracy cannot be guaranteed. Before acting on the information, consider appropriateness, having regard for financial objectives, situation & needs. Individuals should consider obtaining independent advice before making any financial decision. Before making a decision regarding any of the products mentioned, individuals should obtain & consider a copy of the relevant principal brochures & fund fact sheet from the product issuer. No responsibility is accepted for any loss arising (including due to negligence) from anyone acting, or refraining from acting as a result of this material.

