



AIA MPF - PRIME VALUE CHOICE

FORM GUIDE



BRONZE RATING

A fair value for money MPF scheme that is well regarded across only some key assessment criteria

AWARDS



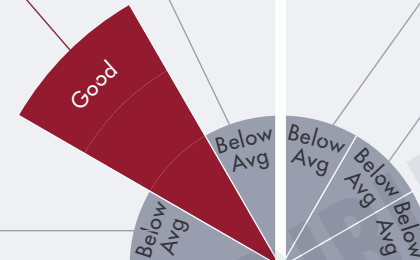
Socially Responsible A scheme that publically promotes socially responsible outcomes that benefit the Hong Kong public



1 Year Consistent Performer - Mixed Asset Fund (Dynamic) The best 1 year absolute performance within the Mixed Asset Fund (Dynamic) category

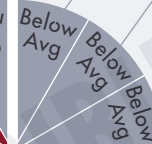
INVESTMENT

Absolute Performance
Risk Rating
Risk Adjusted Performance

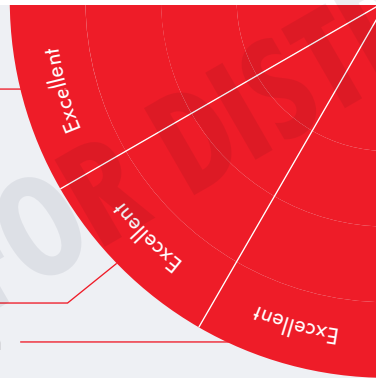


FEES & CHARGES

Management Fee Competitiveness
Fund Expense Ratio Competitiveness
Investment Performance vs Fees

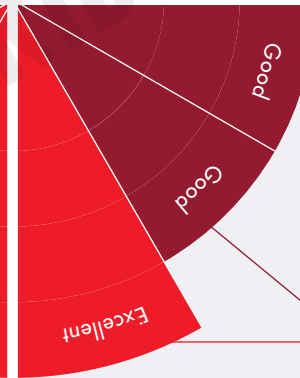


Employer Servicing
Member Servicing
Communication & Education



SERVICE & EDUCATION

Governance
Administration Efficiency
Use of Technology



ADMINISTRATION

Compared to all MPF Schemes:

Excellent - Top 25%

Good - Top 50%

Avg - Top 75%

Below Avg - Other 25%

SCHEME SUMMARY

The AIA MPF - Prime Value Choice is Bronze rated. Bronze rated MPF schemes offer members **fair value** for money. They are generally well regarded across only **some** key assessment criteria. The Scheme has been a recipient of a number of qualitative awards in previous years. The Scheme is a Socially Responsible Scheme in 2019 and 2018 for incentivising employers to employ workers with disabilities and its services to the hearing impaired. The Scheme continues to offer high quality services, and was also awarded the 1 Year Consistent Performer award for Mixed Asset Fund (Dynamic) category in 2019.

SCHEME FACTS

Scheme Size (\$m) ¹
74,909.07

Commencement Date
1 Dec 2000

No. of Fund Choices
25

No. of Member Benefit Statements (Per Year)
4

Website
<http://mpf.aia.com.hk>

Contact Number
2200 6288

Member Complaint Hotline
2200 6288

Fund Fact Sheets
[Click here for fund fact sheets](#)



AIA MPF - PRIME VALUE CHOICE - AVAILABLE FUND CHOICES²



EQUITY FUND (HK & CHINA)

- Hong Kong and China Fund
- Greater China Equity Fund
- Hong Kong Equity Fund

EQUITY FUND (ASIA)

- Asian Equity Fund
- Japan Equity Fund

EQUITY FUND (GLOBAL)

- Green Fund
- World Fund
- Eurasia Fund

EQUITY FUND (REGIONAL EX ASIA)

- European Equity Fund
- North American Equity Fund
- American Fund

MIXED ASSET FUND (81-100)³

- Growth Portfolio
- Fidelity Growth Fund

MIXED ASSET FUND (OTHER)

- Manager's Choice Fund
- China HK Dynamic Asset Allocation Fund



DEFAULT INVESTMENT STRATEGY FUND

- Core Accumulation Fund



MIXED ASSET FUND (41-60)³

- Balanced Portfolio
- Fidelity Stable Growth Fund



MIXED ASSET FUND (21-40)³

- Capital Stable Portfolio
- Fidelity Capital Stable Fund

DEFAULT INVESTMENT STRATEGY FUND

- Age 65 Plus Fund

BOND FUND

- Global Bond Fund
- Asian Bond Fund

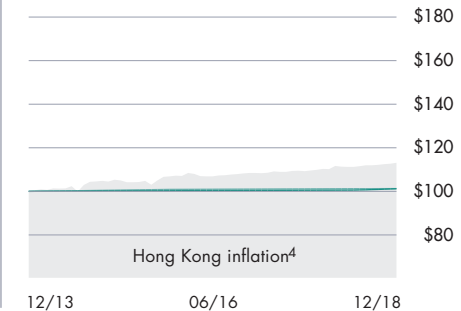
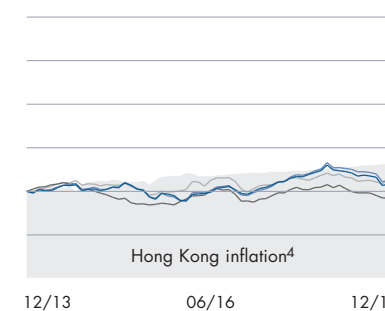
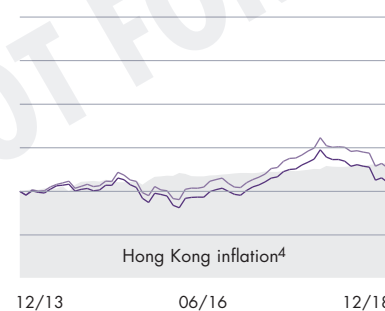
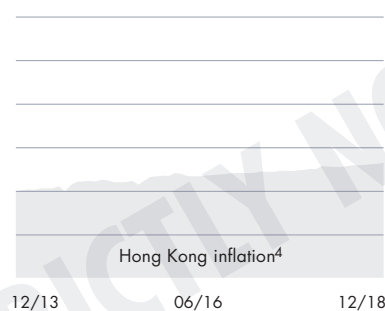
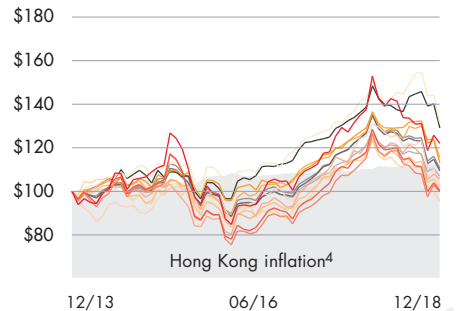


MONEY MARKET FUND (MPF CONSERVATIVE FUND)

- MPF Conservative Fund

GUARANTEED FUND

- Guaranteed Portfolio



² Funds with less than 5 year track record have not been compared to Hong Kong inflation

³ Represents percentage of equity or equity like investment within the fund

INDUSTRY PERFORMANCE TABLE¹

This table shows year-to-date cumulative returns, 1yr, 3yr, 5yr and 10yr annualised returns of the MPFR Equity Fund (HK & China), Mixed Asset Funds 81-100, 61-80, 41-60 & 21-40 Indices, compared to Hong Kong inflation over the same periods. Inflation is measured by Hong Kong Consumer Price Index (CPI).

	FYTD	1 Year	3 Years	5 Years	10 Years
MPFR INDEX - EQUITY FUND (HK & CHINA)	-13.30	-13.30	6.52	3.09	7.61
MPFR INDEX - MIXED ASSET FUND (81-100)	-13.27	-13.27	4.10	1.97	6.67
MPFR INDEX - MIXED ASSET FUND (61-80)	-10.35	-10.35	3.62	1.66	5.64
MPFR INDEX - MIXED ASSET FUND (41-60)	-7.97	-7.97	2.94	1.21	4.24
MPFR INDEX - MIXED ASSET FUND (21-40)	-5.92	-5.92	2.10	0.68	2.77
CONSUMER PRICE INDEX (CPI)	2.56	2.56	1.82	2.51	3.04

¹As at 31 December 2018

⁴Hong Kong inflation = Consumer Price Index (CPI)

DO YOU NEED ADVICE?

mpf@f-p.hk

FURTHER INFORMATION

For ratings methodology :
www.mpratings.com.hk/ratings-methodology

For awards methodology :
www.mpratings.com.hk/awards-methodology

www.mpratings.com.hk

DISCLAIMER

Information provided by MPF Ratings Limited does not constitute financial product advice & does not take into account individual financial situation, objectives or needs. Although every effort has been made to ensure accuracy of the information, & the information is believed to be correct, accuracy cannot be guaranteed. Before acting on the information, consider appropriateness, having regard for financial objectives, situation & needs. Individuals should consider obtaining independent advice before making any financial decision. Before making a decision regarding any of the products mentioned, individuals should obtain & consider a copy of the relevant principal brochures & fund fact sheet from the product issuer. No responsibility is accepted for any loss arising (including due to negligence) from anyone acting, or refraining from acting as a result of this material.

