



AMTD MPF SCHEME FORM GUIDE



BRONZE RATING

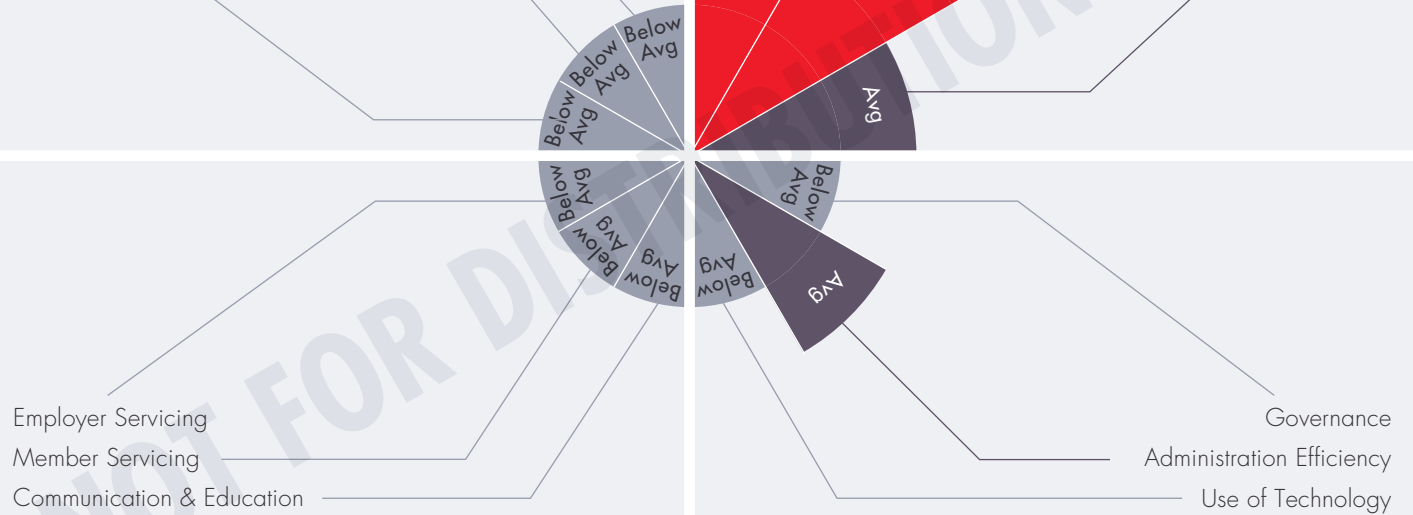
A fair value for money MPF scheme that is well regarded across only some key assessment criteria

INVESTMENT

Absolute Performance
Risk Rating
Risk Adjusted Performance

FEES & CHARGES

Management Fee Competitiveness
Fund Expense Ratio Competitiveness
Investment Performance vs Fees



SERVICE & EDUCATION

Employer Servicing
Member Servicing
Communication & Education

ADMINISTRATION

Governance
Administration Efficiency
Use of Technology

Compared to all MPF Schemes:

Excellent - Top 25%

Good - Top 50%

Avg - Top 75%

Below Avg - Other 25%

SCHEME SUMMARY

The **AMTD MPF Scheme** is Bronze rated. Bronze rated MPF schemes offer members **fair value** for money. They are generally well regarded across only **some** key assessment criteria. The Scheme is fee competitive.

SCHEME FACTS

Scheme Size (\$m) ¹
589.29

Commencement Date
10 Jul 2009

No. of Fund Choices
16

No. of Member Benefit Statements (Per Year)
2

Website
www.amtdgroup.com

Contact Number
3163 3260

Member Complaint Hotline
3163 3260

Fund Fact Sheets
[Click here for fund fact sheets](#)



AMTD MPF SCHEME - AVAILABLE FUND CHOICES²



EQUITY FUND (HK & CHINA)

AMTD Invesco Hong Kong and China Fund

EQUITY FUND (ASIA)

AMTD Invesco Asia Fund

EQUITY FUND (REGIONAL EX ASIA)

AMTD Invesco Europe Fund

MIXED ASSET FUND (81-100)³

AMTD Allianz Choice Growth Fund

MIXED ASSET FUND (TARGET DATE)

AMTD Invesco Target 2048 Retirement Fund



MIXED ASSET FUND (61-80)³

AMTD Allianz Choice Balanced Fund

MIXED ASSET FUND (TARGET DATE)

AMTD Invesco Target 2038 Retirement Fund

DEFAULT INVESTMENT STRATEGY FUND

AMTD Invesco Core Accumulation Fund



MIXED ASSET FUND (41-60)³

AMTD Allianz Choice Stable Growth Fund

MIXED ASSET FUND (TARGET DATE)

AMTD Invesco Target 2028 Retirement Fund



MIXED ASSET FUND (21-40)³

AMTD Allianz Choice Capital Stable Fund

MIXED ASSET FUND (TARGET DATE)

AMTD Invesco Target Retirement Now Fund

MIXED ASSET FUND (OTHER)

AMTD Allianz Choice Dynamic Allocation Fund

DEFAULT INVESTMENT STRATEGY FUND

AMTD Invesco Age 65 Plus Fund

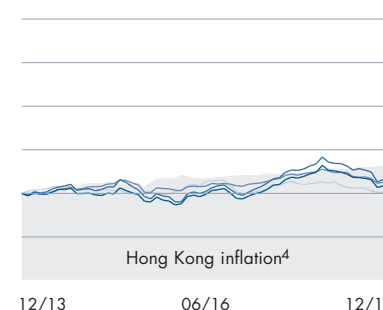
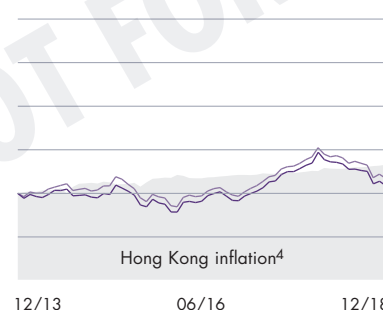
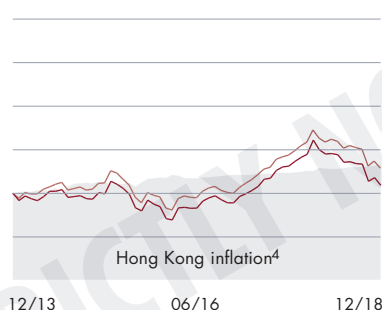
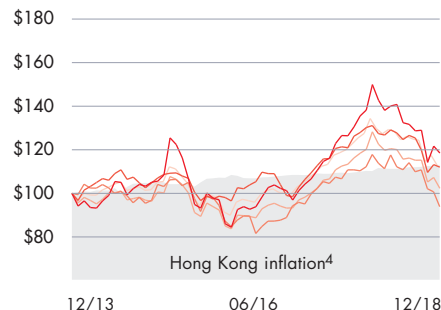
BOND FUND

AMTD Invesco Global Bond Fund



MONEY MARKET FUND (MPF CONSERVATIVE FUND)

AMTD Invesco MPF Conservative Fund



² Funds with less than 5 year track record have not been compared to Hong Kong inflation

³ Represents percentage of equity or equity like investment within the fund

INDUSTRY PERFORMANCE TABLE¹

This table shows year-to-date cumulative returns, 1yr, 3yr, 5yr and 10yr annualised returns of the MPFR Equity Fund (HK & China), Mixed Asset Funds 81-100, 61-80, 41-60 & 21-40 Indices, compared to Hong Kong inflation over the same periods. Inflation is measured by Hong Kong Consumer Price Index (CPI).

	FYTD	1 Year	3 Years	5 Years	10 Years
MPFR INDEX - EQUITY FUND (HK & CHINA)	-13.30	-13.30	6.52	3.09	7.61
MPFR INDEX - MIXED ASSET FUND (81-100)	-13.27	-13.27	4.10	1.97	6.67
MPFR INDEX - MIXED ASSET FUND (61-80)	-10.35	-10.35	3.62	1.66	5.64
MPFR INDEX - MIXED ASSET FUND (41-60)	-7.97	-7.97	2.94	1.21	4.24
MPFR INDEX - MIXED ASSET FUND (21-40)	-5.92	-5.92	2.10	0.68	2.77
CONSUMER PRICE INDEX (CPI)	2.56	2.56	1.82	2.51	3.04

¹As at 31 December 2018

⁴Hong Kong inflation = Consumer Price Index (CPI)

DO YOU NEED ADVICE?

mpf@f-p.hk

FURTHER INFORMATION

For ratings methodology :
www.mpratings.com.hk/ratings-methodology

For awards methodology :
www.mpratings.com.hk/awards-methodology

www.mpratings.com.hk

DISCLAIMER

Information provided by MPF Ratings Limited does not constitute financial product advice & does not take into account individual financial situation, objectives or needs. Although every effort has been made to ensure accuracy of the information, & the information is believed to be correct, accuracy cannot be guaranteed. Before acting on the information, consider appropriateness, having regard for financial objectives, situation & needs. Individuals should consider obtaining independent advice before making any financial decision. Before making a decision regarding any of the products mentioned, individuals should obtain & consider a copy of the relevant principal brochures & fund fact sheet from the product issuer. No responsibility is accepted for any loss arising (including due to negligence) from anyone acting, or refraining from acting as a result of this material.

