



中銀國際  
BOC INTERNATIONAL



PRUDENTIAL  
英國保誠

## BOC-PRUDENTIAL EASY-CHOICE MANDATORY PROVIDENT FUND SCHEME

### FORM GUIDE

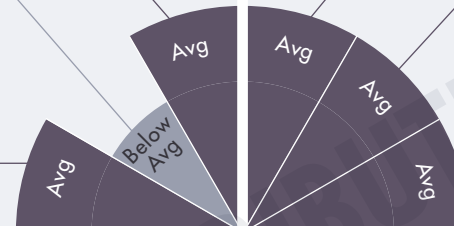


#### BRONZE RATING

A fair value for money MPF scheme that is well regarded across only some key assessment criteria

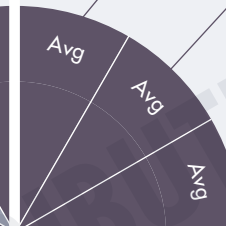
## INVESTMENT

Absolute Performance  
Risk Rating  
Risk Adjusted Performance



## FEES & CHARGES

Management Fee Competitiveness  
Fund Expense Ratio Competitiveness  
Investment Performance vs Fees

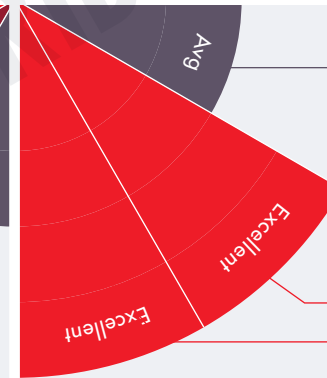


Employer Servicing  
Member Servicing  
Communication & Education



## SERVICE & EDUCATION

Governance  
Administration Efficiency  
Use of Technology



## ADMINISTRATION

Compared to all MPF Schemes:

Excellent - Top 25%

Good - Top 50%

Avg - Top 75%

Below Avg - Other 25%

### SCHEME SUMMARY

The **BOC-Prudential Easy-Choice Mandatory Provident Fund Scheme** is Bronze rated. Bronze rated MPF schemes offer members **fair value** for money. They are generally well regarded across only **some** key assessment criteria. The Scheme Sponsor is the same sponsor of My Choice Mandatory Provident Fund Scheme; a 2019 Gold rated scheme.

### SCHEME FACTS

Scheme Size (\$m)<sup>1</sup>  
**59,061.92**

Commencement Date  
**13 Dec 2000**

No. of Fund Choices  
**16**

No. of Member Benefit Statements (Per Year)  
**1**

Website  
**www.bocpt.com**

Contact Number  
**2929 3030**

Member Complaint Hotline  
**2290 1355**

Fund Fact Sheets  
**Click here for fund fact sheets**



# BOC-PRUDENTIAL EASY-CHOICE MANDATORY PROVIDENT FUND SCHEME - AVAILABLE FUND CHOICES<sup>2</sup>



## EQUITY FUND (HK & CHINA)

- BOC-Prudential China Equity Fund
- BOC-Prudential Hong Kong Equity Fund
- BOC-Prudential CSI HK 100 Tracker Fund

## EQUITY FUND (ASIA)

- BOC-Prudential Asia Equity Fund
- BOC-Prudential Japan Equity Fund

## EQUITY FUND (GLOBAL)

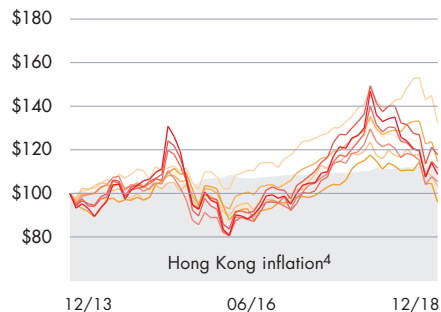
- BOC-Prudential Global Equity Fund

## EQUITY FUND (REGIONAL EX ASIA)

- BOC-Prudential European Index Tracking Fund
- BOC-Prudential North America Index Tracking Fund

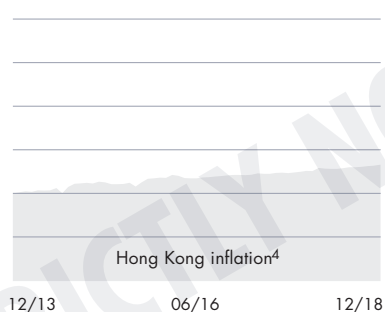
## MIXED ASSET FUND (81-100)<sup>3</sup>

- BOC-Prudential Growth Fund



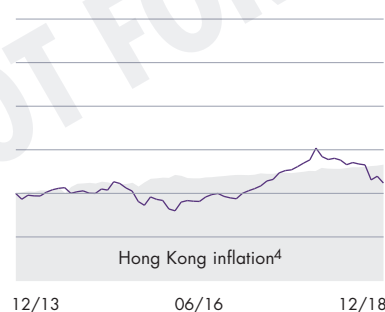
## DEFAULT INVESTMENT STRATEGY FUND

- BOC-Prudential Core Accumulation Fund



## MIXED ASSET FUND (41-60)<sup>3</sup>

- BOC-Prudential Balanced Fund



## MIXED ASSET FUND (21-40)<sup>3</sup>

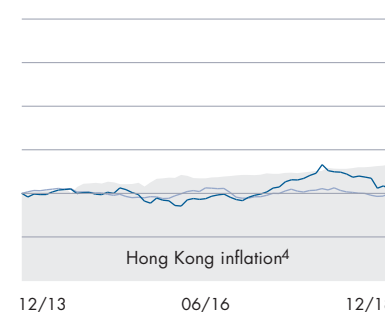
- BOC-Prudential Stable Fund

## DEFAULT INVESTMENT STRATEGY FUND

- BOC-Prudential Age 65 Plus Fund

## BOND FUND

- BOC-Prudential Bond Fund

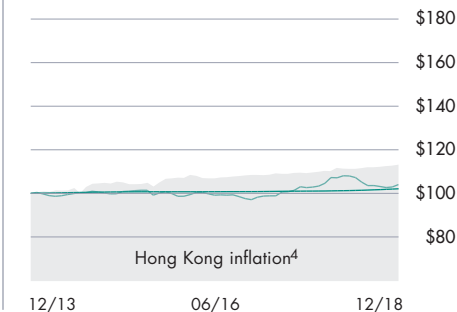


## MONEY MARKET FUND (MPF CONSERVATIVE FUND)

- BOC-Prudential MPF Conservative Fund

## MONEY MARKET FUND (NON MPF CONSERVATIVE FUND)

- BOC-Prudential MPF RMB & HKD Money Market Fund



<sup>2</sup> Funds with less than 5 year track record have not been compared to Hong Kong inflation

<sup>3</sup> Represents percentage of equity or equity like investment within the fund

## INDUSTRY PERFORMANCE TABLE<sup>1</sup>

This table shows year-to-date cumulative returns, 1yr, 3yr, 5yr and 10yr annualised returns of the MPFR Equity Fund (HK & China), Mixed Asset Funds 81-100, 61-80, 41-60 & 21-40 Indices, compared to Hong Kong inflation over the same periods. Inflation is measured by Hong Kong Consumer Price Index (CPI).

	FYTD	1 Year	3 Years	5 Years	10 Years
MPFR INDEX - EQUITY FUND (HK & CHINA)	-13.30	-13.30	6.52	3.09	7.61
MPFR INDEX - MIXED ASSET FUND (81-100)	-13.27	-13.27	4.10	1.97	6.67
MPFR INDEX - MIXED ASSET FUND (61-80)	-10.35	-10.35	3.62	1.66	5.64
MPFR INDEX - MIXED ASSET FUND (41-60)	-7.97	-7.97	2.94	1.21	4.24
MPFR INDEX - MIXED ASSET FUND (21-40)	-5.92	-5.92	2.10	0.68	2.77
CONSUMER PRICE INDEX (CPI)	2.56	2.56	1.82	2.51	3.04

<sup>1</sup>As at 31 December 2018

<sup>4</sup>Hong Kong inflation = Consumer Price Index (CPI)

## DO YOU NEED ADVICE?

mpf@f-p.hk

## FURTHER INFORMATION

For ratings methodology :  
[www.mpratings.com.hk/ratings-methodology](http://www.mpratings.com.hk/ratings-methodology)

For awards methodology :  
[www.mpratings.com.hk/awards-methodology](http://www.mpratings.com.hk/awards-methodology)

[www.mpratings.com.hk](http://www.mpratings.com.hk)

## DISCLAIMER



Information provided by MPF Ratings Limited does not constitute financial product advice & does not take into account individual financial situation, objectives or needs. Although every effort has been made to ensure accuracy of the information, & the information is believed to be correct, accuracy cannot be guaranteed. Before acting on the information, consider appropriateness, having regard for financial objectives, situation & needs. Individuals should consider obtaining independent advice before making any financial decision. Before making a decision regarding any of the products mentioned, individuals should obtain & consider a copy of the relevant principal brochures & fund fact sheet from the product issuer. No responsibility is accepted for any loss arising (including due to negligence) from anyone acting, or refraining from acting as a result of this material.