

CHINA LIFE MPF MASTER TRUST SCHEME

FORM GUIDE



GOLD RATING

A best value for money MPF scheme that is well balanced across all key assessment criteria

AWARDS



Best New Innovation A scheme that has contributed to an overall improvement to the long term welfare of members by developing an innovative product and/or functionality



1 Year Consistent Performer - Guaranteed Fund
The best 1 year absolute performance within the Guaranteed Fund category



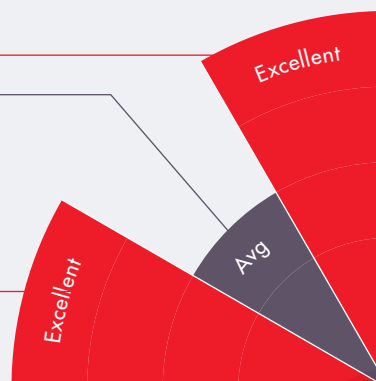
5 Year Consistent Performer - Guaranteed Fund
The best 5 year absolute performance within the Guaranteed Fund category



10 Year Consistent Performer - Guaranteed Fund
The best 10 year absolute performance within the Guaranteed Fund category

INVESTMENT

Absolute Performance
Risk Rating
Risk Adjusted Performance



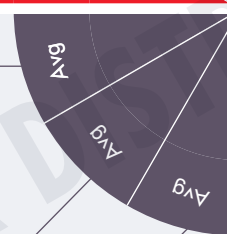
FEES & CHARGES

Management Fee Competitiveness
Fund Expense Ratio Competitiveness
Investment Performance vs Fees



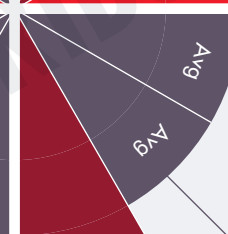
Employer Servicing
Member Servicing
Communication & Education

SERVICE & EDUCATION



Governance
Administration Efficiency
Use of Technology

ADMINISTRATION



Compared to all MPF Schemes:

Excellent - Top 25%

Good - Top 50%

Avg - Top 75%

Below Avg - Other 25%

SCHEME SUMMARY

The **China Life MPF Master Trust Scheme** is Gold rated. Gold rated MPF schemes offer members the **best value** which means they are generally well regarded across all key assessment criteria. 2018 is the fourth year in succession the Scheme has been issued with a Gold rating. The Scheme introduced an artificial intelligence robotic technology to improve member servicing in 2019, leading them to win the 2019 Best New Innovation award. The Scheme was also awarded the 1 Year, 5 Year and 10 Year Consistent Performer awards for Guaranteed Fund category in 2019.

SCHEME FACTS

Scheme Size (\$m)¹
3,777.69

Commencement Date
1 Dec 2000

No. of Fund Choices
11

No. of Member Benefit Statements (Per Year)
1

Website
www.chinalifetrustees.com.hk

Contact Number
3999 5555

Member Complaint Hotline
2891 3613

Fund Fact Sheets
[Click here for fund fact sheets](#)



CHINA LIFE MPF MASTER TRUST SCHEME - AVAILABLE FUND CHOICES²



EQUITY FUND (HK & CHINA)

China Life Hong Kong Equity Fund

EQUITY FUND (GLOBAL)

China Life Retire-Easy Global Equity Fund

MIXED ASSET FUND (81-100)³

China Life Growth Fund



MIXED ASSET FUND (61-80)³

China Life Balanced Fund

China Life Retire-Easy Balanced Fund

DEFAULT INVESTMENT STRATEGY FUND

China Life Core Accumulation Fund



MIXED ASSET FUND (41-60)³



MIXED ASSET FUND (21-40)³

China Life Retire-Easy Capital Stable Fund

DEFAULT INVESTMENT STRATEGY FUND

China Life Age 65 Plus Fund



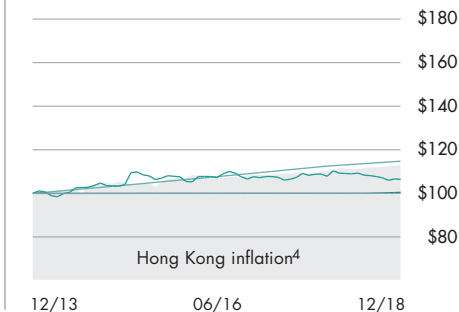
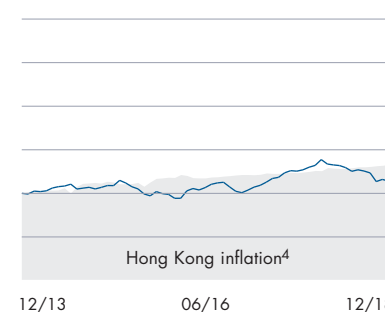
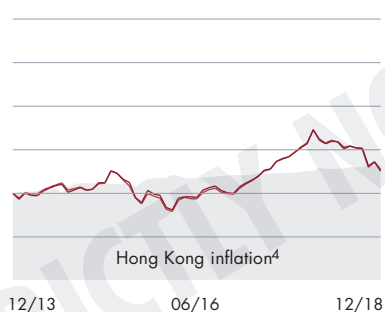
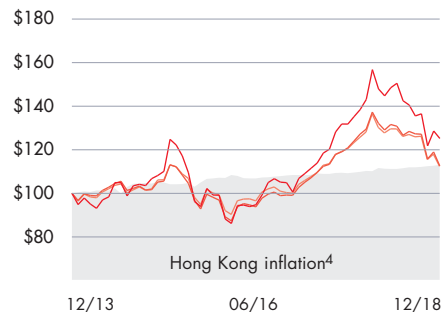
MONEY MARKET FUND (MPF CONSERVATIVE FUND)

China Life MPF Conservative Fund

GUARANTEED FUND

China Life Guaranteed Return Fund

China Life Retire-Easy Guarantee Fund



² Funds with less than 5 year track record have not been compared to Hong Kong inflation

³ Represents percentage of equity or equity like investment within the fund

INDUSTRY PERFORMANCE TABLE¹

This table shows year-to-date cumulative returns, 1yr, 3yr, 5yr and 10yr annualised returns of the MPFR Equity Fund (HK & China), Mixed Asset Funds 81-100, 61-80, 41-60 & 21-40 Indices, compared to Hong Kong inflation over the same periods. Inflation is measured by Hong Kong Consumer Price Index (CPI).

	FYTD	1 Year	3 Years	5 Years	10 Years
MPFR INDEX - EQUITY FUND (HK & CHINA)	-13.30	-13.30	6.52	3.09	7.61
MPFR INDEX - MIXED ASSET FUND (81-100)	-13.27	-13.27	4.10	1.97	6.67
MPFR INDEX - MIXED ASSET FUND (61-80)	-10.35	-10.35	3.62	1.66	5.64
MPFR INDEX - MIXED ASSET FUND (41-60)	-7.97	-7.97	2.94	1.21	4.24
MPFR INDEX - MIXED ASSET FUND (21-40)	-5.92	-5.92	2.10	0.68	2.77
CONSUMER PRICE INDEX (CPI)	2.56	2.56	1.82	2.51	3.04

¹As at 31 December 2018

⁴Hong Kong inflation = Consumer Price Index (CPI)

DO YOU NEED ADVICE?

mpf@f-p.hk

FURTHER INFORMATION

For ratings methodology :
www.mpratings.com.hk/ratings-methodology

For awards methodology :
www.mpratings.com.hk/awards-methodology

www.mpratings.com.hk

DISCLAIMER

Information provided by MPF Ratings Limited does not constitute financial product advice & does not take into account individual financial situation, objectives or needs. Although every effort has been made to ensure accuracy of the information, & the information is believed to be correct, accuracy cannot be guaranteed. Before acting on the information, consider appropriateness, having regard for financial objectives, situation & needs. Individuals should consider obtaining independent advice before making any financial decision. Before making a decision regarding any of the products mentioned, individuals should obtain & consider a copy of the relevant principal brochures & fund fact sheet from the product issuer. No responsibility is accepted for any loss arising (including due to negligence) from anyone acting, or refraining from acting as a result of this material.

