



INVESCO STRATEGIC MPF SCHEME

FORM GUIDE



GOLD RATING

A best value for money MPF scheme that is well balanced across all key assessment criteria

AWARDS



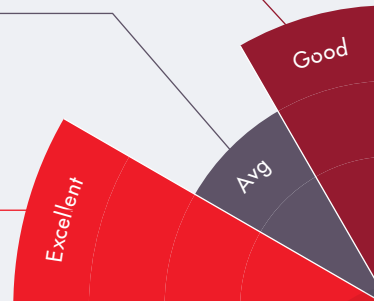
5 Year Consecutive Gold Rating A best value for money MPF scheme for 5 consecutive years



1 Year Consistent Performer - MPF Conservative Fund The best 1 year absolute performance within the MPF Conservative Fund category

INVESTMENT

Absolute Performance
Risk Rating
Risk Adjusted Performance



FEES & CHARGES

Management Fee Competitiveness
Fund Expense Ratio Competitiveness
Investment Performance vs Fees

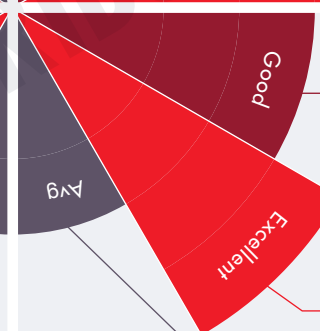


Employer Servicing
Member Servicing
Communication & Education



SERVICE & EDUCATION

Governance
Administration Efficiency
Use of Technology



ADMINISTRATION

Compared to all MPF Schemes:

Excellent - Top 25%

Good - Top 50%

Avg - Top 75%

Below Avg - Other 25%

SCHEME SUMMARY

The **Invesco Strategic MPF Scheme** is one of only five schemes to be issued a Gold rating for 5 consecutive years. Gold rated MPF schemes offer members the **best value** which means they are generally well regarded across **all** key assessment criteria. The Scheme was awarded the 1 Year Consistent Performer award for MPF Conservative Fund category in 2019.

SCHEME FACTS

Scheme Size (\$m) ¹
19,166.56

Commencement Date
28 Dec 2000

No. of Fund Choices
12

No. of Member Benefit Statements (Per Year)
1

Website
www.invesco.com.hk/mpf

Contact Number
2842 7878

Member Complaint Hotline
2842 7878

Fund Fact Sheets
[Click here for fund fact sheets](#)



INVESCO STRATEGIC MPF SCHEME - AVAILABLE FUND CHOICES²



EQUITY FUND (HK & CHINA)

- Hong Kong and China Equity Fund
- Invesco Hang Seng Index Tracking Fund

EQUITY FUND (ASIA)

- Asian Equity Fund

EQUITY FUND (GLOBAL)

- Growth Fund



MIXED ASSET FUND (61-80)³

- Balanced Fund

DEFAULT INVESTMENT STRATEGY FUND

- Core Accumulation Fund



MIXED ASSET FUND (41-60)³



MIXED ASSET FUND (21-40)³

- Capital Stable Fund

DEFAULT INVESTMENT STRATEGY FUND

- Age 65 Plus Fund

BOND FUND

- Global Bond Fund
- RMB Bond Fund

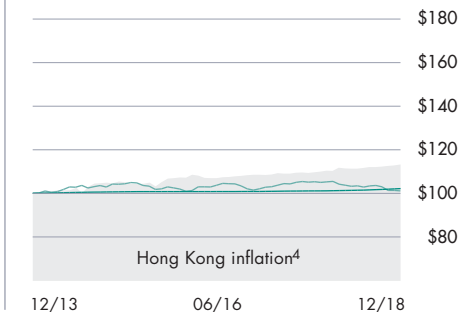
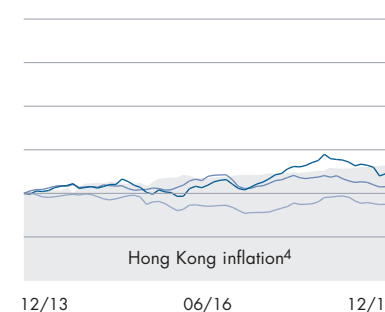
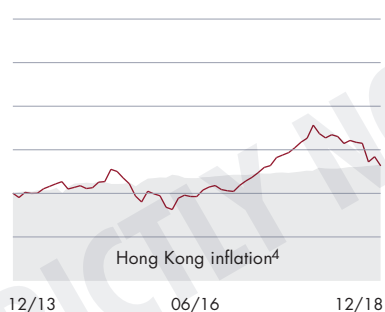
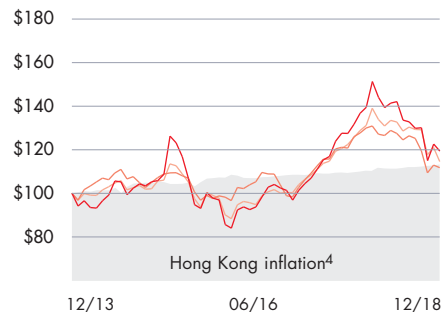


MONEY MARKET FUND (MPF CONSERVATIVE FUND)

- MPF Conservative Fund

GUARANTEED FUND

- Guaranteed Fund



² Funds with less than 5 year track record have not been compared to Hong Kong inflation

³ Represents percentage of equity or equity like investment within the fund

INDUSTRY PERFORMANCE TABLE¹

This table shows year-to-date cumulative returns, 1yr, 3yr, 5yr and 10yr annualised returns of the MPFR Equity Fund (HK & China), Mixed Asset Funds 81-100, 61-80, 41-60 & 21-40 Indices, compared to Hong Kong inflation over the same periods. Inflation is measured by Hong Kong Consumer Price Index (CPI).

	FYTD	1 Year	3 Years	5 Years	10 Years
MPFR INDEX - EQUITY FUND (HK & CHINA)	-13.30	-13.30	6.52	3.09	7.61
MPFR INDEX - MIXED ASSET FUND (81-100)	-13.27	-13.27	4.10	1.97	6.67
MPFR INDEX - MIXED ASSET FUND (61-80)	-10.35	-10.35	3.62	1.66	5.64
MPFR INDEX - MIXED ASSET FUND (41-60)	-7.97	-7.97	2.94	1.21	4.24
MPFR INDEX - MIXED ASSET FUND (21-40)	-5.92	-5.92	2.10	0.68	2.77
CONSUMER PRICE INDEX (CPI)	2.56	2.56	1.82	2.51	3.04

¹As at 31 December 2018

Hong Kong inflation = Consumer Price Index (CPI)

DO YOU NEED ADVICE?

mpf@f-p.hk

FURTHER INFORMATION

For ratings methodology :
www.mpratings.com.hk/ratings-methodology

For awards methodology :
www.mpratings.com.hk/awards-methodology

www.mpratings.com.hk

DISCLAIMER

Information provided by MPF Ratings Limited does not constitute financial product advice & does not take into account individual financial situation, objectives or needs. Although every effort has been made to ensure accuracy of the information, & the information is believed to be correct, accuracy cannot be guaranteed. Before acting on the information, consider appropriateness, having regard for financial objectives, situation & needs. Individuals should consider obtaining independent advice before making any financial decision. Before making a decision regarding any of the products mentioned, individuals should obtain & consider a copy of the relevant principal brochures & fund fact sheet from the product issuer. No responsibility is accepted for any loss arising (including due to negligence) from anyone acting, or refraining from acting as a result of this material.

