



中銀國際
BOC INTERNATIONAL



PRUDENTIAL
英國保誠

MY CHOICE MANDATORY PROVIDENT FUND SCHEME

FORM GUIDE



GOLD RATING

A best value for money MPF scheme that is well balanced across all key assessment criteria

AWARDS



5 Year Consecutive Gold Rating A best value for money MPF scheme for 5 consecutive years



1 Year Consistent Performer - Bond Fund The best 1 year absolute performance within the Bond Fund category



1 Year Consistent Performer - Equity Fund (Asia) The best 1 year absolute performance within the Equity Fund (Asia) category



1 Year Consistent Performer - Equity Fund (HK & China) The best 1 year absolute performance within the Equity Fund (HK & China) category



1 Year Consistent Performer - Mixed Asset Fund (81-100) The best 1 year absolute performance within the Mixed Asset Fund (81-100) category



5 Year Consistent Performer - Bond Fund The best 5 year risk-adjusted performance within the Bond Fund category



5 Year Consistent Performer - Mixed Asset Fund (81-100) The best 5 year risk-adjusted performance within the Mixed Asset Fund (81-100) category

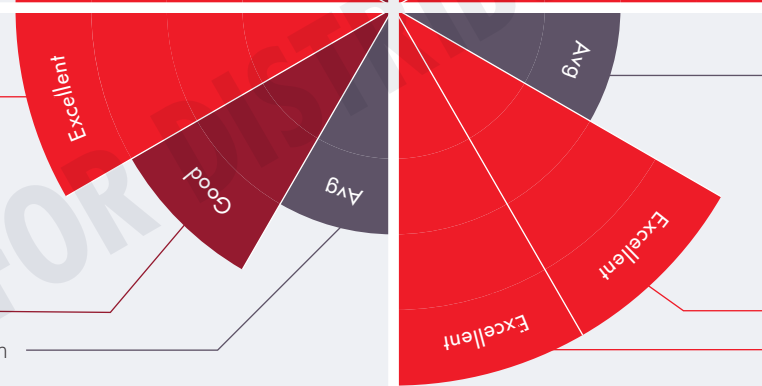
INVESTMENT

Absolute Performance
Risk Rating
Risk Adjusted Performance




FEES & CHARGES

Management Fee Competitiveness
Fund Expense Ratio Competitiveness
Investment Performance vs Fees



Employer Servicing
Member Servicing
Communication & Education

SERVICE & EDUCATION



Governance
Administration Efficiency
Use of Technology

ADMINISTRATION

Compared to all MPF Schemes:

Excellent - Top 25%

Good - Top 50%

Avg - Top 75%

Below Avg - Other 25%

SCHEME SUMMARY

The **My Choice Mandatory Provident Fund Scheme** is one of only five schemes to have been issued a Gold rating for 5 consecutive years. Gold rated MPF schemes offer members the **best value** which means they are generally well regarded across **all** key assessment criteria. The Scheme was awarded the 1 Year Consistent Performer awards for Bond Fund, Equity Fund (Asia), Equity Fund (HK & China) and Mixed Asset Fund (81-100) categories, and the 5 Year Consistent Performer awards for Bond Fund and Mixed Asset Fund (81-100) categories in 2019. The consistent performance of the Scheme is reflected in the Scheme's Gold Rating.

SCHEME FACTS

Scheme Size (\$m)¹
1,724.17

Commencement Date
28 Jul 2010

No. of Fund Choices
14

No. of Member Benefit Statements (Per Year)
1

Website
www.bocpt.com

Contact Number
2929 3366

Member Complaint Hotline
2290 1355

Fund Fact Sheets
Click here for fund fact sheets



MY CHOICE MANDATORY PROVIDENT FUND SCHEME - AVAILABLE FUND CHOICES²



EQUITY FUND (HK & CHINA)

- My Choice China Equity Fund
- My Choice Hong Kong Equity Fund
- My Choice Hong Kong Tracking Fund

EQUITY FUND (ASIA)

- My Choice Asia Equity Fund

EQUITY FUND (GLOBAL)

- My Choice Global Equity Fund

MIXED ASSET FUND (81-100)³

- My Choice Growth Fund



MIXED ASSET FUND (61-80)³

- My Choice Balanced Fund

DEFAULT INVESTMENT STRATEGY FUND

- My Choice Core Accumulation Fund



MIXED ASSET FUND (41-60)³

- My Choice Stable Fund



DEFAULT INVESTMENT STRATEGY FUND

- My Choice Age 65 Plus Fund

BOND FUND

- My Choice Global Bond Fund
- My Choice HKD Bond Fund

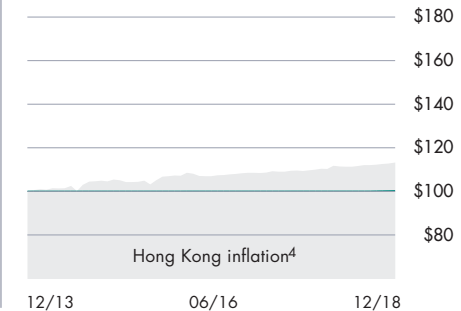
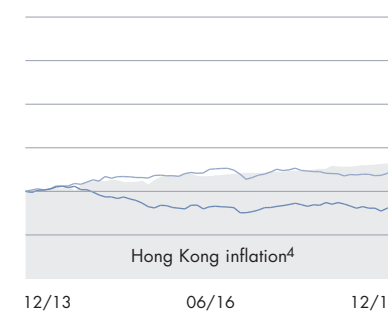
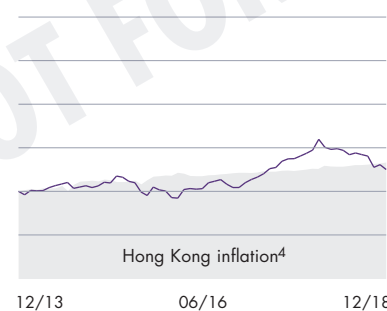
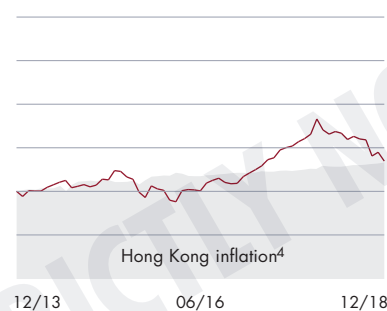
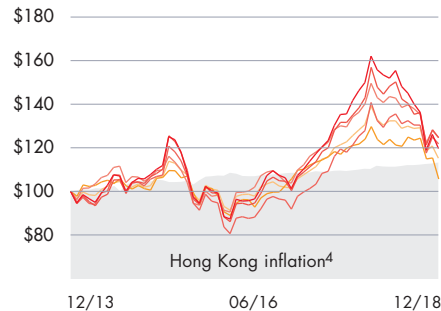


MONEY MARKET FUND (MPF CONSERVATIVE FUND)

- My Choice MPF Conservative Fund

MONEY MARKET FUND (NON MPF CONSERVATIVE FUND)

- My Choice RMB & HKD Money Market Fund



² Funds with less than 5 year track record have not been compared to Hong Kong inflation

³ Represents percentage of equity or equity like investment within the fund

INDUSTRY PERFORMANCE TABLE¹

This table shows year-to-date cumulative returns, 1yr, 3yr, 5yr and 10yr annualised returns of the MPFR Equity Fund (HK & China), Mixed Asset Funds 81-100, 61-80, 41-60 & 21-40 Indices, compared to Hong Kong inflation over the same periods. Inflation is measured by Hong Kong Consumer Price Index (CPI).

	FYTD	1 Year	3 Years	5 Years	10 Years
MPFR INDEX - EQUITY FUND (HK & CHINA)	-13.30	-13.30	6.52	3.09	7.61
MPFR INDEX - MIXED ASSET FUND (81-100)	-13.27	-13.27	4.10	1.97	6.67
MPFR INDEX - MIXED ASSET FUND (61-80)	-10.35	-10.35	3.62	1.66	5.64
MPFR INDEX - MIXED ASSET FUND (41-60)	-7.97	-7.97	2.94	1.21	4.24
MPFR INDEX - MIXED ASSET FUND (21-40)	-5.92	-5.92	2.10	0.68	2.77
CONSUMER PRICE INDEX (CPI)	2.56	2.56	1.82	2.51	3.04

¹As at 31 December 2018

⁴Hong Kong inflation = Consumer Price Index (CPI)

DO YOU NEED ADVICE?

mpf@f-p.hk

FURTHER INFORMATION

For ratings methodology :
www.mpratings.com.hk/ratings-methodology

For awards methodology :
www.mpratings.com.hk/awards-methodology

www.mpratings.com.hk

DISCLAIMER

Information provided by MPF Ratings Limited does not constitute financial product advice & does not take into account individual financial situation, objectives or needs. Although every effort has been made to ensure accuracy of the information, & the information is believed to be correct, accuracy cannot be guaranteed. Before acting on the information, consider appropriateness, having regard for financial objectives, situation & needs. Individuals should consider obtaining independent advice before making any financial decision. Before making a decision regarding any of the products mentioned, individuals should obtain & consider a copy of the relevant principal brochures & fund fact sheet from the product issuer. No responsibility is accepted for any loss arising (including due to negligence) from anyone acting, or refraining from acting as a result of this material.

