

SUN LIFE MPF BASIC SCHEME

FORM GUIDE

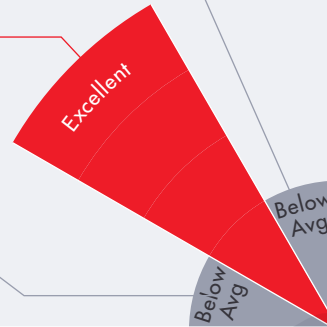


BRONZE RATING

A fair value for money MPF scheme that is well regarded across only some key assessment criteria

INVESTMENT

Absolute Performance
 Risk Rating
 Risk Adjusted Performance



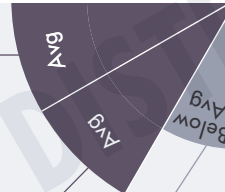
FEES & CHARGES

Management Fee Competitiveness
 Fund Expense Ratio Competitiveness
 Investment Performance vs Fees



Employer Servicing
 Member Servicing
 Communication & Education

SERVICE & EDUCATION



Governance
 Administration Efficiency
 Use of Technology

ADMINISTRATION



Compared to all MPF Schemes:

Excellent - Top 25%

Good - Top 50%

Avg - Top 75%

Below Avg - Other 25%

SCHEME SUMMARY

The Sun Life MPF Basic Scheme (formerly known as The FWD MPF Master Trust Basic Scheme) is Bronze rated. Bronze rated MPF schemes offer members **fair value** for money. They are generally well regarded across only **some** key assessment criteria. The Scheme Sponsor is the same sponsor of the Sun Life Rainbow MPF Scheme; a 2019 Gold rated scheme.

SCHEME FACTS

Scheme Size (\$m)¹
1,765.68

Commencement Date
1 Dec 2000

No. of Fund Choices
9

No. of Member Benefit Statements (Per Year)
1

Website
www.sunlife.com.hk

Contact Number
3183 1900

Member Complaint Hotline
3183 1900

Fund Fact Sheets
[Click here for fund fact sheets](#)



SUN LIFE MPF BASIC SCHEME - AVAILABLE FUND CHOICES²



EQUITY FUND (HK & CHINA)

Hong Kong Equity Portfolio

EQUITY FUND (GLOBAL)

International Equity Portfolio

US & Hong Kong Equity Portfolio



MIXED ASSET FUND (61-80)³

Balanced Growth Portfolio

DEFAULT INVESTMENT STRATEGY FUND

Core Accumulation Portfolio



MIXED ASSET FUND (41-60)³

Stable Growth Portfolio



DEFAULT INVESTMENT STRATEGY FUND

Age 65 Plus Portfolio

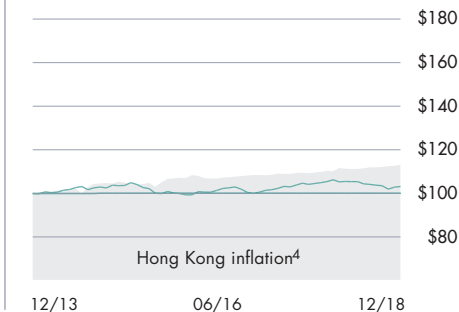
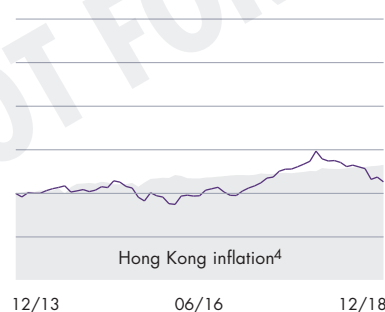
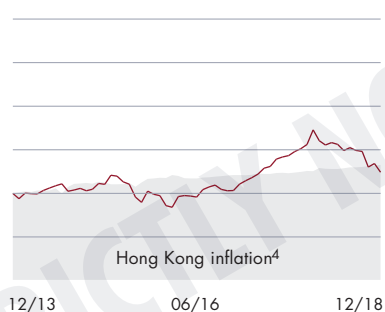


MONEY MARKET FUND (MPF CONSERVATIVE FUND)

MPF Conservative Portfolio

GUARANTEED FUND

Capital Guaranteed Portfolio



² Funds with less than 5 year track record have not been compared to Hong Kong inflation

³ Represents percentage of equity or equity like investment within the fund

INDUSTRY PERFORMANCE TABLE¹

This table shows year-to-date cumulative returns, 1yr, 3yr, 5yr and 10yr annualised returns of the MPFR Equity Fund (HK & China), Mixed Asset Funds 81-100, 61-80, 41-60 & 21-40 Indices, compared to Hong Kong inflation over the same periods. Inflation is measured by Hong Kong Consumer Price Index (CPI).

	FYTD	1 Year	3 Years	5 Years	10 Years
MPFR INDEX - EQUITY FUND (HK & CHINA)	-13.30	-13.30	6.52	3.09	7.61
MPFR INDEX - MIXED ASSET FUND (81-100)	-13.27	-13.27	4.10	1.97	6.67
MPFR INDEX - MIXED ASSET FUND (61-80)	-10.35	-10.35	3.62	1.66	5.64
MPFR INDEX - MIXED ASSET FUND (41-60)	-7.97	-7.97	2.94	1.21	4.24
MPFR INDEX - MIXED ASSET FUND (21-40)	-5.92	-5.92	2.10	0.68	2.77
CONSUMER PRICE INDEX (CPI)	2.56	2.56	1.82	2.51	3.04

¹As at 31 December 2018

⁴Hong Kong inflation = Consumer Price Index (CPI)

DO YOU NEED ADVICE?

mpf@f-p.hk

FURTHER INFORMATION

For ratings methodology :
www.mpratings.com.hk/ratings-methodology

For awards methodology :
www.mpratings.com.hk/awards-methodology

www.mpratings.com.hk

DISCLAIMER

Information provided by MPF Ratings Limited does not constitute financial product advice & does not take into account individual financial situation, objectives or needs. Although every effort has been made to ensure accuracy of the information, & the information is believed to be correct, accuracy cannot be guaranteed. Before acting on the information, consider appropriateness, having regard for financial objectives, situation & needs. Individuals should consider obtaining independent advice before making any financial decision. Before making a decision regarding any of the products mentioned, individuals should obtain & consider a copy of the relevant principal brochures & fund fact sheet from the product issuer. No responsibility is accepted for any loss arising (including due to negligence) from anyone acting, or refraining from acting as a result of this material.

