

MANULIFE GLOBAL SELECT (MPF) SCHEME

FORM GUIDE



SILVER RATING

A good value for money MPF scheme that is well regarded across most key assessment criteria

AWARDS



People's Choice Voted by the public and is given to the scheme demonstrating the highest level of member satisfaction



Good Governance A scheme that demonstrates a leading standard in integrity, as demonstrated by, sound business management practices and the willingness of MPF scheme sponsors to share info on their business practices



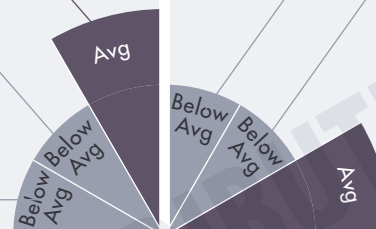
Socially Responsible A scheme that publically promotes socially responsible outcomes that benefit the Hong Kong public



Best Employer Servicing A scheme that demonstrates a leading standard or initiative in servicing employers; thereby improving a customer's MPF experience

INVESTMENT

Absolute Performance
Risk Rating
Risk Adjusted Performance

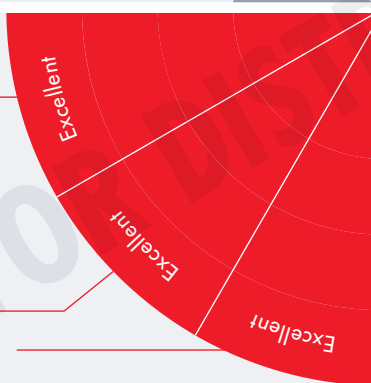


FEES & CHARGES

Management Fee Competitiveness
Fund Expense Ratio Competitiveness
Investment Performance vs Fees

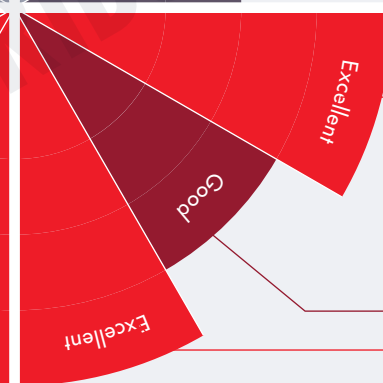


Employer Servicing
Member Servicing
Communication & Education



SERVICE & EDUCATION

Governance
Administration Efficiency
Use of Technology



ADMINISTRATION

Compared to all MPF Schemes: **Excellent - Top 25%** **Good - Top 50%** **Avg - Top 75%** **Below Avg - Other 25%**

SCHEME SUMMARY

The **Manulife Global Select (MPF) Scheme** is Silver rated. Silver rated MPF schemes offer members **good value** for money. They are generally well regarded across **most** key assessment criteria. The Scheme assesses well across key areas including governance and transparency, administration, employer and member servicing, use of technology, and Communication and Education. The Scheme was awarded the People's Choice award, the Good Governance award and Best Employer Servicing award in 2019. The Scheme is also a Socially Responsible Scheme in 2019 and 2018 for highlighting the essential role of blood and organ donations play in saving lives.

SCHEME FACTS

Scheme Size (\$m) ¹	187,010.18	Website	www.manulife.com.hk
Commencement Date	1 Dec 2000	Contact Number	2108 1388
No. of Fund Choices	29	Member Complaint Hotline	2108 1388
No. of Member Benefit Statements (Per Year)	12	Fund Fact Sheets	Click here for fund fact sheets



MANULIFE GLOBAL SELECT (MPF) SCHEME - AVAILABLE FUND CHOICES²



EQUITY FUND (HK & CHINA)

- Manulife MPF China Value Fund
- Manulife MPF Hong Kong Equity Fund
- Manulife MPF Hang Seng Index Tracking Fund

EQUITY FUND (ASIA)

- Manulife MPF Japan Equity Fund
- Manulife MPF Pacific Asia Equity Fund

EQUITY FUND (GLOBAL)

- Manulife MPF Healthcare Fund
- Manulife MPF International Equity Fund

EQUITY FUND (REGIONAL EX ASIA)

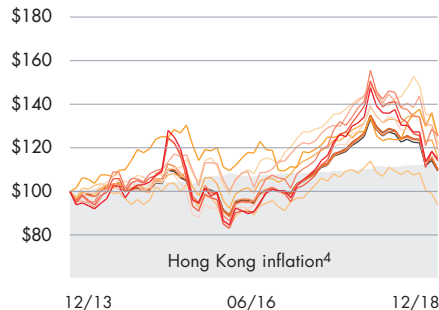
- Manulife MPF European Equity Fund
- Manulife MPF North American Equity Fund

MIXED ASSET FUND (81-100)³

- Manulife MPF Aggressive Fund
- Manulife MPF Fidelity Growth Fund

MIXED ASSET FUND (Target Date)

- Manulife MPF 2030 Retirement Fund
- Manulife MPF 2035 Retirement Fund
- Manulife MPF 2040 Retirement Fund
- Manulife MPF 2045 Retirement Fund



MIXED ASSET FUND (61-80)³

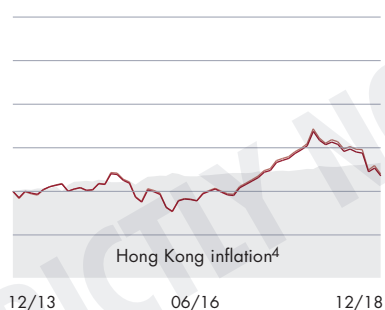
- Manulife MPF Growth Fund

MIXED ASSET FUND (TARGET DATE)

- Manulife MPF 2025 Retirement Fund

DEFAULT INVESTMENT STRATEGY FUND

- Manulife MPF Core Accumulation Fund

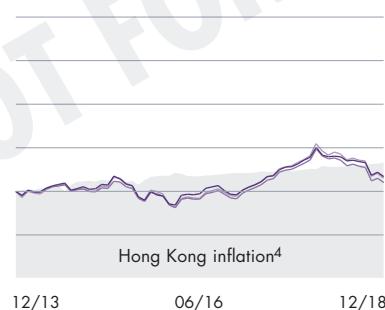


MIXED ASSET FUND (41-60)³

- Manulife MPF Fidelity Stable Growth Fund

MIXED ASSET FUND (TARGET DATE)

- Manulife MPF Smart Retirement Fund
- Manulife MPF 2020 Retirement Fund

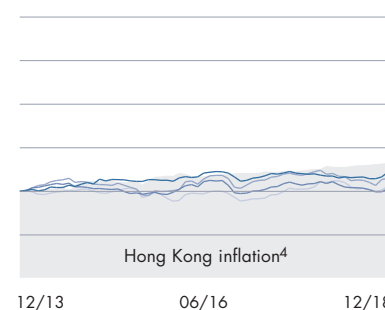


DEFAULT INVESTMENT STRATEGY FUND

- Manulife MPF Age 65 Plus Fund

BOND FUND

- Manulife MPF Hong Kong Bond Fund
- Manulife MPF International Bond Fund
- Manulife MPF Pacific Asia Bond Fund
- Manulife MPF RMB Bond Fund

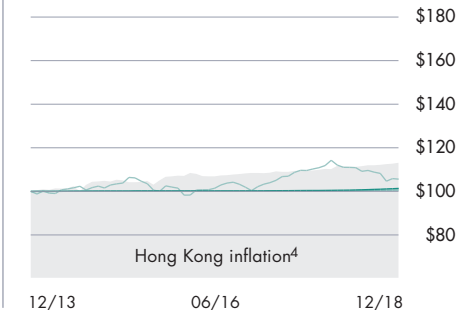


MONEY MARKET FUND (MPF CONSERVATIVE FUND)

- Manulife MPF Conservative Fund

GUARANTEED FUND

- Manulife MPF Interest Fund
- Manulife MPF Stable Fund



² Funds with less than 5 year track record have not been compared to Hong Kong inflation

³ Represents percentage of equity or equity like investment within the fund

INDUSTRY PERFORMANCE TABLE¹

This table shows year-to-date cumulative returns, 1yr, 3yr, 5yr and 10yr annualised returns of the MPFR Equity Fund (HK & China), Mixed Asset Funds 81-100, 61-80, 41-60 & 21-40 Indices, compared to Hong Kong inflation over the same periods. Inflation is measured by Hong Kong Consumer Price Index (CPI).

	FYTD	1 Year	3 Years	5 Years	10 Years
MPFR INDEX - EQUITY FUND (HK & CHINA)	-13.30	-13.30	6.52	3.09	7.61
MPFR INDEX - MIXED ASSET FUND (81-100)	-13.27	-13.27	4.10	1.97	6.67
MPFR INDEX - MIXED ASSET FUND (61-80)	-10.35	-10.35	3.62	1.66	5.64
MPFR INDEX - MIXED ASSET FUND (41-60)	-7.97	-7.97	2.94	1.21	4.24
MPFR INDEX - MIXED ASSET FUND (21-40)	-5.92	-5.92	2.10	0.68	2.77
CONSUMER PRICE INDEX (CPI)	2.56	2.56	1.82	2.51	3.04

¹As at 31 December 2018

⁴Hong Kong inflation = Consumer Price Index (CPI)

DO YOU NEED ADVICE?

mpf@f-p.hk

FURTHER INFORMATION

For ratings methodology :
www.mpratings.com.hk/ratings-methodology

For awards methodology :
www.mpratings.com.hk/awards-methodology

www.mpratings.com.hk

DISCLAIMER



Information provided by MPF Ratings Limited does not constitute financial product advice & does not take into account individual financial situation, objectives or needs. Although every effort has been made to ensure accuracy of the information, & the information is believed to be correct, accuracy cannot be guaranteed. Before acting on the information, consider appropriateness, having regard for financial objectives, situation & needs. Individuals should consider obtaining independent advice before making any financial decision. Before making a decision regarding any of the products mentioned, individuals should obtain & consider a copy of the relevant principal brochures & fund fact sheet from the product issuer. No responsibility is accepted for any loss arising (including due to negligence) from anyone acting, or refraining from acting as a result of this material.