

## AMTD MPF SCHEME

### FORM GUIDE



#### BRONZE RATING

A fair value for money MPF scheme that is well regarded across only some key assessment criteria

#### AWARDS



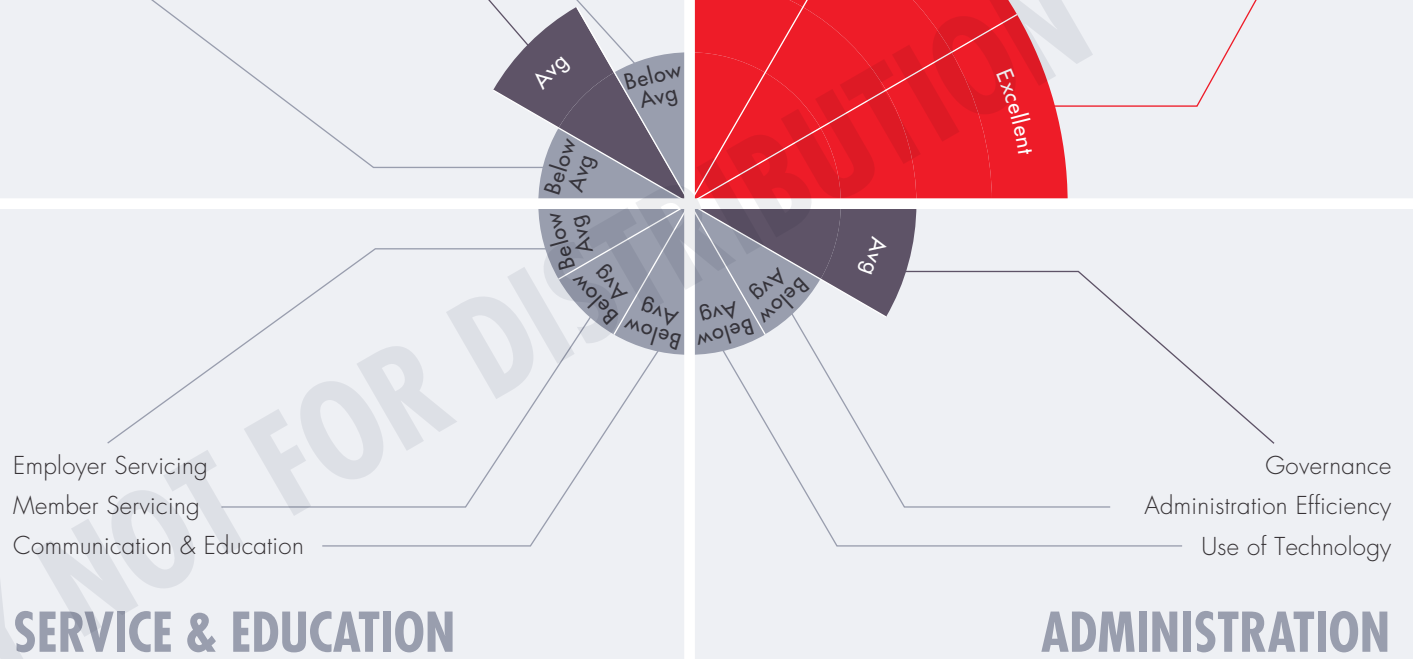
**5 Year Consistent Performer - Mixed Asset Fund (Dynamic)** The best 5 year risk-adjusted performance within the Mixed Asset Fund (Dynamic) category

### INVESTMENT

Absolute Performance  
Risk Rating  
Risk Adjusted Performance

### FEES & CHARGES

Management Fee Competitiveness  
Fund Expense Ratio Competitiveness  
Investment Performance vs Fees



Compared to all MPF Schemes:

Excellent - Top 25%

Good - Top 50%

Avg - Top 75%

Below Avg - Other 25%

### SCHEME SUMMARY

The **AMTD MPF Scheme** is Bronze rated. Bronze rated MPF schemes offer members **fair value** for money and are generally well regarded across only **some** key assessment criteria. The Scheme was awarded the 5 Year Consistent Performer award for Mixed Asset Fund (Dynamic) category and is fee competitive.

### SCHEME FACTS

Trustee  
**Bank Consortium Trust Company Limited**

Scheme Size (\$m)<sup>1</sup>  
**671.31**

Commencement Date  
**10 Jul 2009**

No. of Fund Choices  
**16**

Administrator  
**Bank Consortium Trust Company Limited**

Scheme Website  
**www.amtdgroup.com**

Contact Number  
**3163 3260**

Member Complaint Hotline  
**3163 3260**



# AMTD MPF SCHEME - AVAILABLE FUND CHOICES<sup>2</sup>



## EQUITY FUND (HK & CHINA)

AMTD Invesco Hong Kong and China Fund

## EQUITY FUND (ASIA)

AMTD Invesco Asia Fund

## EQUITY FUND (REGIONAL EX ASIA)

AMTD Invesco Europe Fund

## MIXED ASSET FUND (81-100% EQUITY)<sup>3</sup>

AMTD Allianz Choice Growth Fund

## MIXED ASSET FUND (TARGET DATE)

AMTD Invesco Target 2048 Retirement Fund



## MIXED ASSET FUND (61-80% EQUITY)<sup>3</sup>

AMTD Allianz Choice Balanced Fund

## MIXED ASSET FUND (TARGET DATE)

AMTD Invesco Target 2038 Retirement Fund

## DEFAULT INVESTMENT STRATEGY FUND

AMTD Invesco Core Accumulation Fund



## MIXED ASSET FUND (41-60% EQUITY)<sup>3</sup>

AMTD Allianz Choice Stable Growth Fund

## MIXED ASSET FUND (TARGET DATE)

AMTD Invesco Target 2028 Retirement Fund



## MIXED ASSET FUND (21-40% EQUITY)<sup>3</sup>

AMTD Allianz Choice Capital Stable Fund

## MIXED ASSET FUND (TARGET DATE)

AMTD Invesco Target Retirement Now Fund

## MIXED ASSET FUND (OTHER)

AMTD Allianz Choice Dynamic Allocation Fund

## DEFAULT INVESTMENT STRATEGY FUND

AMTD Invesco Age 65 Plus Fund

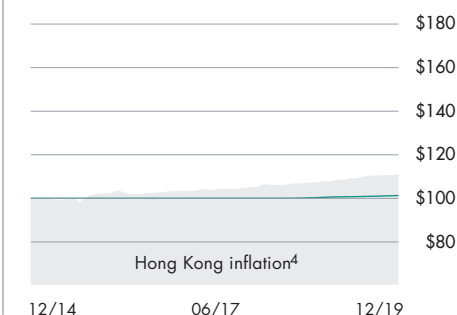
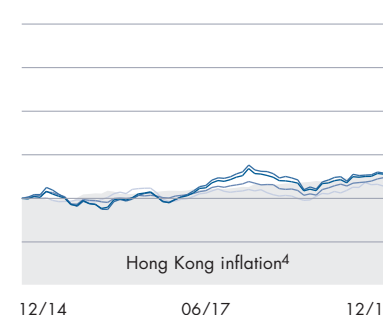
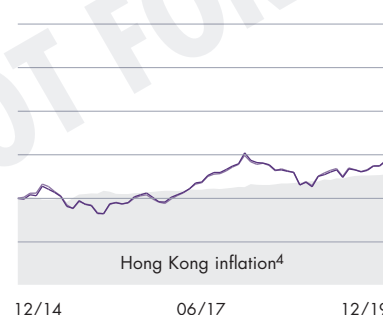
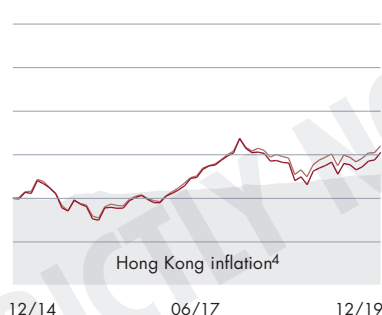
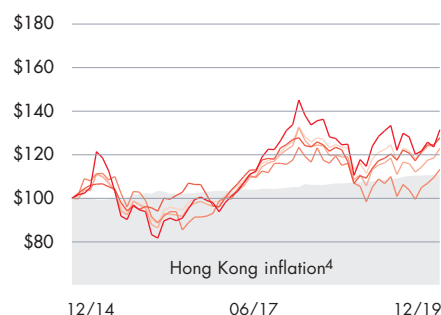
## BOND FUND

AMTD Invesco Global Bond Fund



## MONEY MARKET FUND (MPF CONSERVATIVE FUND)

AMTD Invesco MPF Conservative Fund



<sup>2</sup> Funds with less than 5 year track record have not been compared to Hong Kong inflation

<sup>3</sup> Represents percentage of equity or equity like investment within the fund

## INDUSTRY PERFORMANCE TABLE<sup>1</sup>

This table shows year-to-date cumulative returns, 1yr, 3yr, 5yr and 10yr annualised returns of the MPFR Equity Fund (HK & China), Mixed Asset Funds 81-100, 61-80, 41-60 & 21-40 Indices, compared to Hong Kong inflation over the same periods. Inflation is measured by Hong Kong Consumer Price Index (CPI).

	FYTD	1 Year	3 Years	5 Years	10 Years
MPFR INDEX - EQUITY FUND (HK & CHINA)	13.77	13.77	11.12	5.24	4.03
MPFR INDEX - MIXED ASSET FUND (81-100)	16.81	16.81	9.15	5.07	5.11
MPFR INDEX - MIXED ASSET FUND (61-80)	14.18	14.18	7.87	4.26	4.43
MPFR INDEX - MIXED ASSET FUND (41-60)	11.46	11.46	6.31	3.37	3.42
MPFR INDEX - MIXED ASSET FUND (21-40)	8.70	8.70	4.79	2.29	2.36
CONSUMER PRICE INDEX (CPI)	2.86	2.86	2.38	2.12	3.20

<sup>1</sup>As at 31 December 2019

<sup>4</sup>Hong Kong inflation = Consumer Price Index (CPI)

## DO YOU NEED ADVICE?

[mpf@f-p.hk](mailto:mpf@f-p.hk)

## FURTHER INFORMATION

For ratings methodology :  
[www.mpratings.com.hk/ratings-methodology](http://www.mpratings.com.hk/ratings-methodology)

For awards methodology :  
[www.mpratings.com.hk/awards-methodology](http://www.mpratings.com.hk/awards-methodology)

[www.mpratings.com.hk](http://www.mpratings.com.hk)

## DISCLAIMER

Information provided by MPF Ratings Limited does not constitute financial product advice & does not take into account individual financial situation, objectives or needs. Although every effort has been made to ensure accuracy of the information, & the information is believed to be correct, accuracy cannot be guaranteed. Before acting on the information, consider appropriateness, having regard for financial objectives, situation & needs. Individuals should consider obtaining independent advice before making any financial decision. Before making a decision regarding any of the products mentioned, individuals should obtain & consider a copy of the relevant principal brochures & fund fact sheet from the product issuer. No responsibility is accepted for any loss arising (including due to negligence) from anyone acting, or refraining from acting as a result of this material.

