

BEA (MPF) MASTER TRUST SCHEME

FORM GUIDE



SILVER RATING

A good value for money MPF scheme that is well regarded across most key assessment criteria

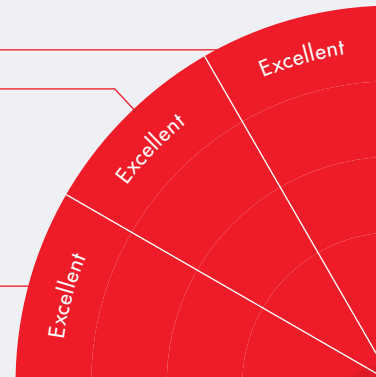
AWARDS



5 Year Consistent Performer - Equity Fund (Regional ex Asia) The best 5 year risk-adjusted performance within the Equity Fund (Regional ex Asia) category

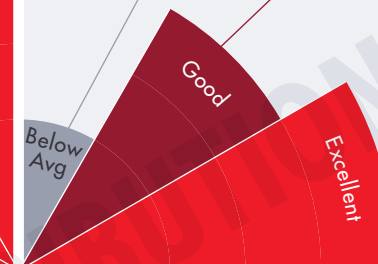
INVESTMENT

Absolute Performance
Risk Rating
Risk Adjusted Performance



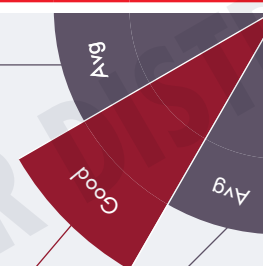
FEES & CHARGES

Management Fee Competitiveness
Fund Expense Ratio Competitiveness
Investment Performance vs Fees



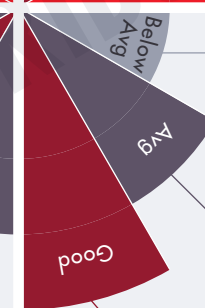
Employer Servicing
Member Servicing
Communication & Education

SERVICE & EDUCATION



Governance
Administration Efficiency
Use of Technology

ADMINISTRATION



Compared to all MPF Schemes:

Excellent - Top 25%

Good - Top 50%

Avg - Top 75%

Below Avg - Other 25%

SCHEME SUMMARY

The **BEA (MPF) Master Trust Scheme** is Silver rated. Silver rated MPF schemes offer members **good value** for money and are generally well regarded across **most** key assessment criteria. The Scheme was awarded the 5 Year Consistent Performer award for Equity Fund (Regional ex Asia) category in 2020. The Scheme Sponsor is the same sponsor of the BEA (MPF) Value Scheme; a 2020 Gold rated scheme.

SCHEME FACTS

Trustee
Bank of East Asia (Trustees) Limited

Scheme Size (\$m)¹
14,624.99

Commencement Date
1 Dec 2000

No. of Fund Choices
18

Administrator
Bank of East Asia (Trustees) Limited

Scheme Website
www.hkbea.com

Contact Number
2211 1777

Member Complaint Hotline
2211 1777



BEA (MPF) MASTER TRUST SCHEME - AVAILABLE FUND CHOICES²



EQUITY FUND (HK & CHINA)

- BEA (MPF) Greater China Equity Fund
- BEA (MPF) Hong Kong Equity Fund
- BEA China Tracker Fund
- BEA Hong Kong Tracker Fund

EQUITY FUND (ASIA)

- BEA (MPF) Asian Equity Fund
- BEA (MPF) Japan Equity Fund

EQUITY FUND (GLOBAL)

- BEA (MPF) Global Equity Fund

EQUITY FUND (REGIONAL EX ASIA)

- BEA (MPF) European Equity Fund
- BEA (MPF) North American Equity Fund



MIXED ASSET FUND (61-80% EQUITY)³

- BEA (MPF) Growth Fund

DEFAULT INVESTMENT STRATEGY FUND

- BEA (MPF) Core Accumulation Fund



MIXED ASSET FUND (41-60% EQUITY)³

- BEA (MPF) Balanced Fund



MIXED ASSET FUND (21-40% EQUITY)³

- BEA (MPF) Stable Fund

DEFAULT INVESTMENT STRATEGY FUND

- BEA (MPF) Age 65 Plus Fund

BOND FUND

- BEA (MPF) Global Bond Fund



MONEY MARKET FUND (MPF CONSERVATIVE FUND)

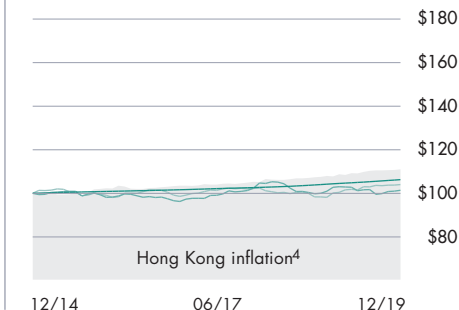
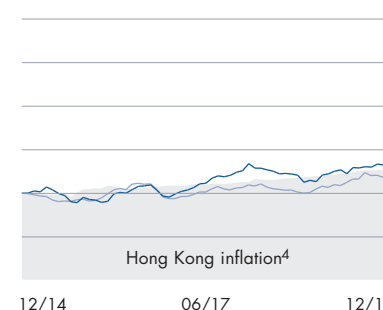
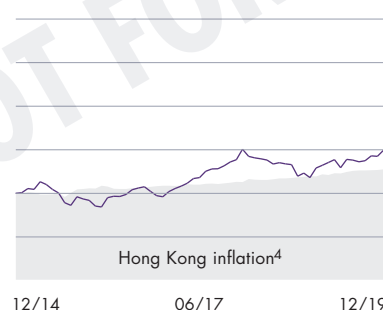
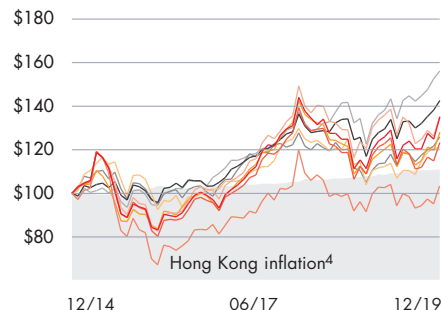
- BEA (MPF) Conservative Fund

MONEY MARKET FUND (NON MPF CONSERVATIVE FUND)

- BEA (MPF) RMB & HKD Money Market Fund

GUARANTEED FUND

- BEA (MPF) Long Term Guaranteed Fund



² Funds with less than 5 year track record have not been compared to Hong Kong inflation

³ Represents percentage of equity or equity like investment within the fund

INDUSTRY PERFORMANCE TABLE¹

This table shows year-to-date cumulative returns, 1yr, 3yr, 5yr and 10yr annualised returns of the MPFR Equity Fund (HK & China), Mixed Asset Funds 81-100, 61-80, 41-60 & 21-40 Indices, compared to Hong Kong inflation over the same periods. Inflation is measured by Hong Kong Consumer Price Index (CPI).

	FYTD	1 Year	3 Years	5 Years	10 Years
MPFR INDEX - EQUITY FUND (HK & CHINA)	13.77	13.77	11.12	5.24	4.03
MPFR INDEX - MIXED ASSET FUND (81-100)	16.81	16.81	9.15	5.07	5.11
MPFR INDEX - MIXED ASSET FUND (61-80)	14.18	14.18	7.87	4.26	4.43
MPFR INDEX - MIXED ASSET FUND (41-60)	11.46	11.46	6.31	3.37	3.42
MPFR INDEX - MIXED ASSET FUND (21-40)	8.70	8.70	4.79	2.29	2.36
CONSUMER PRICE INDEX (CPI)	2.86	2.86	2.38	2.12	3.20

¹As at 31 December 2019

⁴Hong Kong inflation = Consumer Price Index (CPI)

DO YOU NEED ADVICE?

mpf@f-p.hk

FURTHER INFORMATION

For ratings methodology :
www.mpratings.com.hk/ratings-methodology

For awards methodology :
www.mpratings.com.hk/awards-methodology

www.mpratings.com.hk

DISCLAIMER

Information provided by MPF Ratings Limited does not constitute financial product advice & does not take into account individual financial situation, objectives or needs. Although every effort has been made to ensure accuracy of the information, & the information is believed to be correct, accuracy cannot be guaranteed. Before acting on the information, consider appropriateness, having regard for financial objectives, situation & needs. Individuals should consider obtaining independent advice before making any financial decision. Before making a decision regarding any of the products mentioned, individuals should obtain & consider a copy of the relevant principal brochures & fund fact sheet from the product issuer. No responsibility is accepted for any loss arising (including due to negligence) from anyone acting, or refraining from acting as a result of this material.

