

MASS MANDATORY PROVIDENT FUND SCHEME

FORM GUIDE



BRONZE RATING

A fair value for money MPF scheme that is well regarded across only some key assessment criteria

AWARDS



1 Year Consistent Performer - Equity Fund (Regional ex Asia) The best 1 year absolute performance within the Equity Fund (Regional ex Asia) category

INVESTMENT

Absolute Performance
Risk Rating
Risk Adjusted Performance

FEES & CHARGES

Management Fee Competitiveness
Fund Expense Ratio Competitiveness
Investment Performance vs Fees

Employer Servicing
Member Servicing
Communication & Education

SERVICE & EDUCATION

Governance
Administration Efficiency
Use of Technology

ADMINISTRATION

Compared to all MPF Schemes:

Excellent - Top 25%

Good - Top 50%

Avg - Top 75%

Below Avg - Other 25%

SCHEME SUMMARY

The **Mass Mandatory Provident Fund Scheme** is Bronze rated. Bronze rated MPF schemes offer members **fair value** for money and are generally well regarded across only **some** key assessment criteria. The performance of the Scheme has been competitive in niche areas. The Scheme was awarded the 1 Year Consistent Performer award for Equity Fund (Regional ex Asia) category in 2020.

SCHEME FACTS

Trustee
YF Life Trustees Limited

Administrator
YF Life Trustees Limited

Scheme Size (\$m)¹
3,112.75

Scheme Website
www.yflife.com

Commencement Date
1 Dec 2000

Contact Number
2533 5522

No. of Fund Choices
14

Member Complaint Hotline
2533 5522



MASS MANDATORY PROVIDENT FUND SCHEME - AVAILABLE FUND CHOICES²



EQUITY FUND (HK & CHINA)

- Hong Kong Equities Fund
- Greater China Equity Fund

EQUITY FUND (ASIA)

- Asian Pacific Equity Fund

EQUITY FUND (GLOBAL)

- Global Equity Fund

EQUITY FUND (REGIONAL EX ASIA)

- European Equity Fund
- US Equity Fund



MIXED ASSET FUND (61-80% EQUITY)³

- Asian Balanced Fund
- Global Growth Fund

DEFAULT INVESTMENT STRATEGY FUND

- Core Accumulation Fund



MIXED ASSET FUND (41-60% EQUITY)³

- Global Stable Fund



DEFAULT INVESTMENT STRATEGY FUND

- Age 65 Plus Fund

BOND FUND

- Global Bond Fund

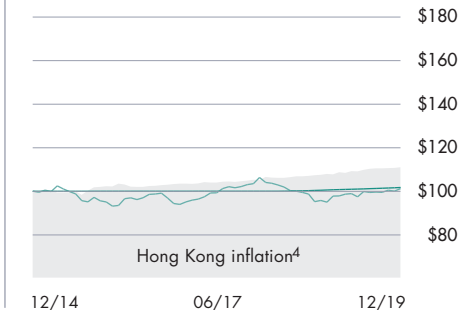
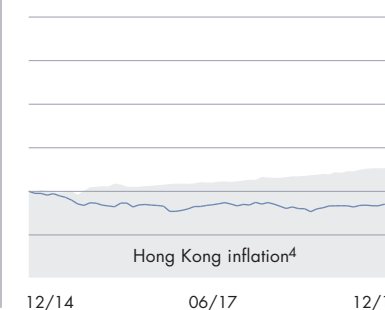
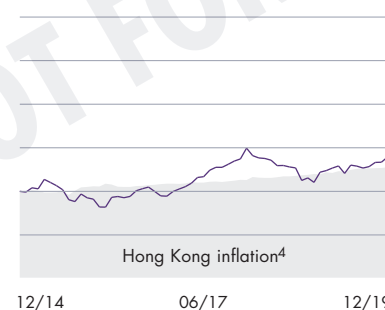
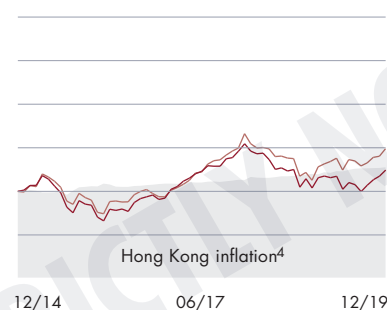
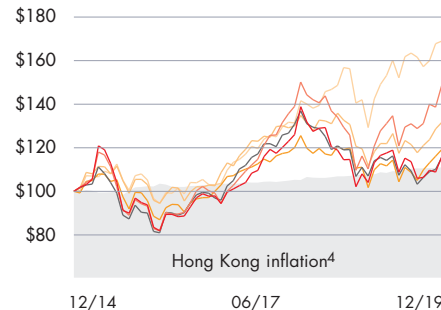


MONEY MARKET FUND (MPF CONSERVATIVE FUND)

- MPF Conservative Fund

GUARANTEED FUND

- Guaranteed Fund



² Funds with less than 5 year track record have not been compared to Hong Kong inflation

³ Represents percentage of equity or equity like investment within the fund

INDUSTRY PERFORMANCE TABLE¹

This table shows year-to-date cumulative returns, 1yr, 3yr, 5yr and 10yr annualised returns of the MPFR Equity Fund (HK & China), Mixed Asset Funds 81-100, 61-80, 41-60 & 21-40 Indices, compared to Hong Kong inflation over the same periods. Inflation is measured by Hong Kong Consumer Price Index (CPI).

	FYTD	1 Year	3 Years	5 Years	10 Years
MPFR INDEX - EQUITY FUND (HK & CHINA)	13.77	13.77	11.12	5.24	4.03
MPFR INDEX - MIXED ASSET FUND (81-100)	16.81	16.81	9.15	5.07	5.11
MPFR INDEX - MIXED ASSET FUND (61-80)	14.18	14.18	7.87	4.26	4.43
MPFR INDEX - MIXED ASSET FUND (41-60)	11.46	11.46	6.31	3.37	3.42
MPFR INDEX - MIXED ASSET FUND (21-40)	8.70	8.70	4.79	2.29	2.36
CONSUMER PRICE INDEX (CPI)	2.86	2.86	2.38	2.12	3.20

¹As at 31 December 2019

⁴Hong Kong inflation = Consumer Price Index (CPI)

DO YOU NEED ADVICE?

mpf@f-p.hk

FURTHER INFORMATION

For ratings methodology :
www.mpratings.com.hk/ratings-methodology

For awards methodology :
www.mpratings.com.hk/awards-methodology

www.mpratings.com.hk

DISCLAIMER



Information provided by MPF Ratings Limited does not constitute financial product advice & does not take into account individual financial situation, objectives or needs. Although every effort has been made to ensure accuracy of the information, & the information is believed to be correct, accuracy cannot be guaranteed. Before acting on the information, consider appropriateness, having regard for financial objectives, situation & needs. Individuals should consider obtaining independent advice before making any financial decision. Before making a decision regarding any of the products mentioned, individuals should obtain & consider a copy of the relevant principal brochures & fund fact sheet from the product issuer. No responsibility is accepted for any loss arising (including due to negligence) from anyone acting, or refraining from acting as a result of this material.